

POLYME^X

THE CONSTRUCTIONS CHEMICALS COMPANY



"Our Power is in Our Faith"

Epoxy | Polyurea | Polyurethane | Coatings

Table of Contents

900 Series Primers	9	884 Bitumen based primer
	10	885 Acrylic primer undercoat
	11	887 Solvent recycling primer
	12	888 Water-based epoxy primer
	13	895 Polyurea primer
	14	896 Polyurethane primer
	15	899 PRC Epoxy Floor Primer
1000 Series Water insulation materials	17	1005 Flexible water insulation product
	18	1006 Single component water insulation product
	19	1008 CAP waterproofing insulation product
	20	1009 Alkyd acid coating product
	21	1012 PRC Polyurethane Water Insulation Motherboard Flexible Product
	22	1013 One-component moisture barrier
	23	1016 Acrylic resin-based UV-resistant water insulation product
	24	1017 Waterproofing membrane
	25	1018 Elastomeric resin-based elastic water insulation material
	26	1020 Natural stone insulation material
	27	1022 Antibacterial water insulation product
	28	1023 Two – component moisture barrier
	29	1023 Bitumen modified 2K Polyurethane liquid insulation membrane
	30	1025 Polyurethane Injection Isolation
2000 Series Fireproof paints	32	2001 UV fireproof paint
	33	2008 Heat resistant UV fireproof paint
	34	2013 Thermocools heat insulation cover
	35	2016 Heat resistant UV fireproof paint
2000 Series UV – Resistant Paints	37	2003 Spray polyurethane foam waterproofing paint
	38	2004 Single component road marking paint
	39	2006 PU aliphatic topcoat paint
	40	2007 Insulation paint for pools
	41	2008 Tennis court paint
	42	2010 PU aliphatic UV topcoat paint
	43	2012 PU double component UV road marking paint
	44	2014 Epoxy Iron and Metal Paint
	45	2015 Solvent Based Epoxy Iron and Metal Paint
	46	2017 Water based Acrylic Road Marking Paint
3000 series Electrical Insulating Casting Resin	48	3002 Polyurethane Protolin
	49	3003 Polyurethane Electrical insulating casting resin
	50	3013 Protolin transparent
	51	3023 Transparent Epoxy Casting Resin
3000 series Polyurethane and Epoxy Adhesives	53	3000 Astroturf adhesive
	54	3004 Filter adhesive
	55	3005 Polyurethane Filter adhesive
	56	3007 Roller adhesive
	57	3011 PVC plastisol coating
	58	3012 Rubber adhesive
	59	3014 Phthalate free plastisol adhesive
	60	3022 Decorative concrete mold resin
4000 series Polyurethane Floor coatings	62	4001 Non -skid floor coating
	63	4003 PRC Polyurethane floor coatings
	64	4004 Floor Self Leveling floor coating
	65	4006 Polyurethane floor coating
	66	4007 Fire – resistant Polyurethane coating
	67	4012 Joint 2K joint sealing compound
5000 series Epoxy Floor coatings	69	5000 Water-based epoxy paint
	70	5001 Orange-looking grainy topcoat
	71	5002 Epoxi self -leveling
	72	5003 Epoxy coat topcoat paint
	73	5005 Epoxy transparent floor coating
	74	5006 Acid-resistant vinyl ester floor coating
	75	5010 Epoxy repair, installation and anchoring mortar
	76	5011 Solvent-free epoxy finish coat
	77	5030 Terrazzo epoxy floor coating
6000 series Spray insulation products	79	6010 Polyurea primer
	80	6011 Hybrid Polyurea
	81	6012 Pure Polyurea
	82	6013 Two component spray polyurethane floor coating
	83	6014 Spray polyurethane liquid insulation
	84	6015 Spray polyurethane foam
7000 series Marine Products	86	7002 Marine insulation product
	87	7004 Polyurethane boat paste



About Us

The use of chemical products in the structures began to increase at the end of 1990s. We entered into the sector in 2003 with the foresight of very fast growing of the sector in Turkey as a result of feasibility studies conducted by use in the sector of construction chemicals in these years. We started the production of insulation and adhesive filter glue, Protolin, and electrical insulation products for the first time in Turkey. An increased demand and growing technological investments brought out company to an unrivaled position in certain items.

POLYMEX has been drawing attention with a stable quality comprehension and service network continued for many years in Turkey and abroad and proving itself as an organization offering quality and systematic solutions in construction sector.

POLYMEX, taking into account the importance of being closer to the customer to increase its brand awareness and market share in the sector, established a new production facility at Tuzla Varnik Industrial Site since 2012 with an awareness that offering quality at more affordable prices and faster is logistically based on a true growth.

POLYMEX, with different types of product range more than 200 in the sector of construction chemicals, is engaged in research and development of customer expectations not only focused on technological developments, but also on the basis of their needs. Manufacturing products that will meet the expectations of masters that apply them in addition to benefits gained by end – users is a different reason for our happiness.

Epoxy

POLYME^RX

POLYMEX EPOXY SOLUTIONS



Epoksi Self Leveling

999 Primer – 5002 Mezzanine
5002 Topcoat

It can be used with different color preferences in all industrial floor coverings, at pharmaceutical factories, hospitals, chemical plants, power plants, machinery factories, food processing plants, chemical factories, textile factories, garment workshops, plastic production plants, in the exhibition hall, the automotive sector and all warehouses.

Epoxy Orange Paint

999 Primer – 5002 Mezzanine
5001 Topcoat

It is used generally in heavy industry and in the areas exposed to heavy traffic. It can be used with different color preferences in all industrial floor coverings, at chemical plants, power plants, machinery factories, and chemical factories, in the automotive sector, all warehouses and all floors exposed to heavy loads.



Antibacterial Epoxy

888 Water-Based Primer
5000 Water-Based Mezzanine
5000 Water-Based Topcoat

It can be used safely at hospitals, industrial kitchens, dry and wet food production facilities, integrated meat processing plant, chemical and pharmaceutical industry, packing and storage facilities, and in the areas requiring hygiene; it is dust - resistant and does not contain germs.

Epoxy Vinyl Ester

999 Primer – 5002 Mezzanine
5006 Topcoat

It has a much higher heat and chemical (acidic and basic media) resistance due to its chemical structure. Its mechanical properties and the values of deformation temperature under load are extremely high with these particular structural characters.



Spray Polyurethane Foam Solutions



Terrace Applications

Terrace applications

It has proven that coating terrace roof with Spray Polyurethane foam provides savings up to 80% as the time and up to 50% in terms of investment costs compared with traditional insulation methods. Polyurethane foams are not resistant to sunlight. If the insulation system remains open, UV protective must be necessarily applied.

- An application capability of 750 – 1000 m² per day;
- It sticks without the need for mechanical fixing;
- It does not stretch or make noise while walking on it;
- It provides continuous insulation that eliminates thermal bridges;
- Easy to apply on wall-chimney bases, recesses and protrusions.

Basic Screen

Polyurethane foam applied by spraying under high pressure on basic screen concrete surface, without the need for any adhesive and mechanical fixing, provides an insulating cover which even closes the pinhole on all horizontal and vertical surfaces with the ability to easily reach the recesses and protrusions in the detail points where it is applied. Spray Polyurethane foam is not affected by blow, shock and vibration as it has very strong adhesion properties. It is flexible and works together with the structure. Heat and water – proof coating is achieved with high flexible, high tear and high chemical resistant Polyurea after the application of Spray Polyurethane Foam on the basic screen concrete surface.



Sheet Roof

As in housing roof insulation applications, thermal insulation of industrial roofs is one of the traditional areas of the application of Spray Polyurethane Foam. Normally, the roofs of warehouses, production facilities, exhibition and sports halls are made of profiled metal sheets and the gap is quite large. This lightweight roof construction needs a lightweight insulation material in a way that can bear the loads caused by snow, wind and rain.

Due to the feature of site application, Spray Polyurethane Foam applied by spraying under high pressure on the profile surface in metal sheet, provides an insulating cover which even closes the pinhole on all horizontal and vertical surfaces with the ability to easily reach the recesses and protrusions in the detail points of the surface where it is applied and eliminate thermal bridges consisting of screw holes.

Inverted Roof

Today when energy costs are high, Spray Polyurethane Foam application provides a unique roof insulation and comfort due to closed cell structure without a need to remake the roof which is become worn out and with a lack of heat insulation. As normally, the roof rafters of existing houses are in the thickness of 10 – 14 cm, the heat insulation applied with ordinary materials between roof rafters is not sufficient both in terms of embodiment and meeting today's needs of heat insulation.

Extremely low thermal conductivity and high thermal insulation performance of Polyurethane Foam material with a low thickness provides opportunities for heat insulation applications of roof areas which is expensive both in terms of time and money. Spray Polyurethane Foam is sprayed with a special spray gun under high pressure between wooden roof rafters or on the concrete surface without a need for troublesome cutting and mounting operations.



Water Insulation

POLYME^RX

Polyurea Solutions



Terrace Coatings

Curtain Coatings



Pool Coatings

Vehicle Coatings



www.polyureaayalitim.com

Sports Field

POLYME^RX

SPORTS FIELD SOLUTIONS

Basketball Court Installation

Volleyball Court Construction

Indoor Sports Hall

Tennis Court Installation

Polyurethane Flooring Solutions



Polyurethane Self-Leveling

999 Primer – 4003 Mezzanine
4004 Topcoat 2006 Preferably UV coat

It can be used with different color preferences in all industrial floor coverings, at pharmaceutical factories, hospitals, chemical plants, power plants, machinery factories, food processing plants, chemical factories, textile factories, garment workshops, plastic production plants, in the exhibition halls, the automotive sector and all warehouses.

Polyurethane Orange Paint

999 Primer – 4003 Mezzanine
4005 Topcoat - 2006 Preferably UV coat

It is used generally in heavy industry and in the areas exposed to heavy traffic. It can be used with different color preferences in all industrial floor coverings, at chemical plants, power plants, machinery factories, and chemical factories, in the automotive sector, all warehouses and all floors exposed to heavy loads.



Non-Slip Floor

999 Primer
4001 Mezzanine
2006 Topcoat

It can be used safely at hospitals, industrial kitchens, dry and wet food production facilities, integrated meat processing plants, chemical and pharmaceutical industry, packing and storage facilities, and in the areas requiring hygiene; it can be used safely; it is dust-resistant and does not contain germs.

PRC Polyurethane

999 Primer – 4003 Mezzanine
4003 Topcoat
2006 Preferably UV coat

It is preferred in ship industry especially due to its acid resistance in industrial fields.

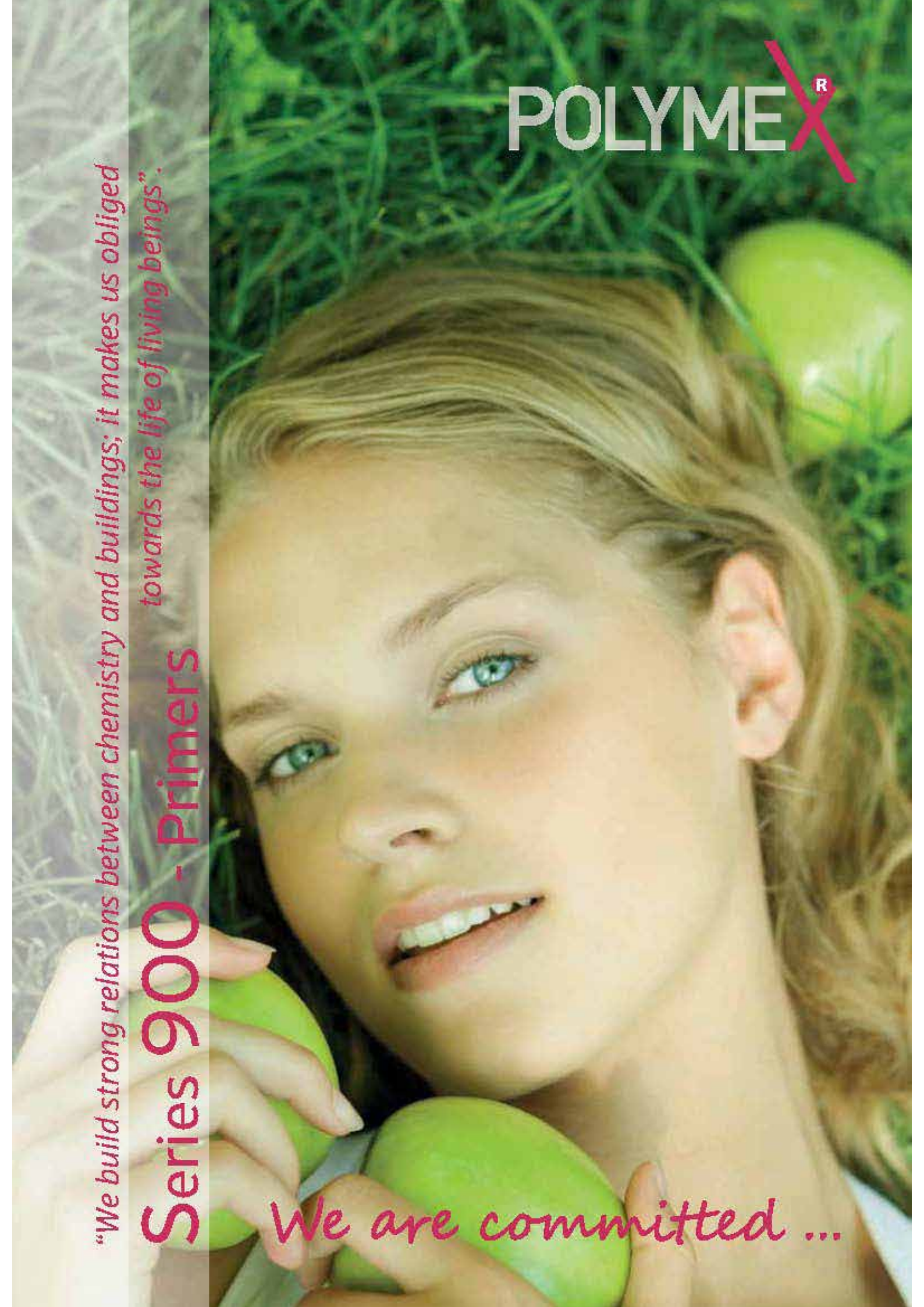


"We build strong relations between chemistry and buildings; it makes us obliged towards the life of living beings".

Series 900 - Primers

We are committed ...

POLYME^RX



Bitumen Based Primer



Product Description

P- 884 – is bitumen based, single component, liquid, emulsion coating, waterproof primer material. Polymex Bitumen Primer is a bitumen based water insulation material designed to be used as a primer for single component, bitum based liquid, especially, bitumen based water insulation materials or bitumen based water insulation membranes.

Surface Preparation

P- 884 – Bitumen based Primer Application surface must be cleaned of dirt, dust, plaster and cement residues, disintegrants such as paint and grease and must be free from damaged and loose parts.

In case of necessity for surface repair, surface correction and repair process must be implemented at least one day before the application of Polymex Bitumen Primer using surface repair materials P- 999 – or P- 996. Before the application of mineral and absorbent surfaces, Polymex Bitumen Primer must be thinned in proportion as 25%. P- 884 – Bitumen based Primer

Areas of Application

- Water insulation of underground structures
- Water insulation of fundamentals and terraces
- Insulation of humid rooms
- Insulated roofs and verandas.

Consumption

P- 884 – Bitumen based Primer: 0,400 kg/ m (may vary depending on the suction of surface).

Application

Polymex Bitumen Primer must be applied at least two coats on the properly prepared surface with a brush, roller or by spraying. The second coat application must be made after the first coat is completely dry. The second coat application must be made perpendicular to the direction of the first coat.

Storage

It must be stored between +5 °C - + 35 °C. It must be stored in a closed place being protected from sunlight and extreme temperatures. It must be stored in the air-conditioned sections under hot climatic conditions. The product must be stored at temperature above 10 °C under cold climatic conditions. It must not be frozen. In case of compliance with the above mentioned storage conditions, its shelf life in unopened package is 12 months.

Safety Rules

Gloves must be worn during the application of P - 884 – Bitumen based Primer. Skin and eye contact with product must be avoided. The contact area should be washed with plenty of water in case of contact with product. You should consult a doctor immediately if swallowed.



"It is predicted that the words "chemistry" and "alchemy" come from the same root. The words "chemistry" and "alchemy" were used to define the same scientific discipline without being distinguished".



885

POLYME^RX

Acrylic Primer Undercoat



Product Description

It is an acrylic resin – based, single component, solvent –based acrylic resin primer.

Product Features

P – 885 – Acrylic Primer Solvent Primer is a single component, solvent – based, acrylic based transparent concrete lining with an excellent adhesive power. Due to high resistance, it maintains the adhesive power and film thickness under heavy traffic for a long time. Its UV resistance and chemical durability is very high. As it becomes dry and harder quickly, the area where it was applied is opened for traffic within 20 minutes. It is used in order to provide adhesion in drawing and labeling the area on concrete floors. Its physical and chemical resistance is very high in comparison with alkyd based paints. For this reason, it is preferred as a new generation of paint in concrete floor applications due to these features in single component paint applications. These features of Polymex brand came to the fore in the tests conducted against its competitors in a different brand and quality.
Polymex - 885 – Acrylic Primer Solvent Primer

Areas of Application

Information on the surface preparation of P – 885 – Acrylic Primer: It must be provided the surface on which an application is to be made is dry, free from dust, grease and other dirt before the application of Primer. The surface temperature must be above 15°C. If possible, concrete surfaces must be washed with pressure water. It must be kept at least 1 day in a sunny weather. The water vapor absorbed by concrete surface must be completely removed. The application on wet surface must not be implemented. Application information: It is recommended to apply Polymex – Acrylic Solvent - based Primer on road surface by spraying it with Automatic application equipment. In case of necessity, the application can be implemented with a brush or roller. It is not needed to thin it as the product is within the application viscosity. Use gloves and masks during the application.

Technical Specifications

Wet Film Thickness [μ]	Dry Film Thickness [μ]	Consumption [m^2/l]	Consumption [kg/m^2]
145	80	6,88	0,14
182	100	5,5	0,2
273	150	3,67	0,35
318	175	3,14	0,43

Physical Properties

Color: transparent
Viscosity (DIN 6): 60 ± 2 KU
Density: $1,50 \pm 0,02$ gr./ ml.
Solids content (by weight) [%]: 20 ± 2
Flash point: ≤ 21 °C

Storage and Shelf Life

PRIMER coating is offered to users in metal packing of 15 kg and 20 kg. Its shelf life is min. 1 year under relevant storage conditions. Store in closed places and keep away from fire sources. Polymex Acrylic Primer For further information, please contact our technical service.

TDS – PRIMER – 885

Polymex – 885 – Acrylic, Solvent - based Primer

Notes:

All technical data in the datasheet of this product is based on laboratory tests. Actually obtained data may vary due to the conditions beyond the control of ASY POLYMEX KIMYA SAN TIC LTD STI.

Polymex – 885 – Acrylic, Solvent - based Primer



Solvent Recycling Primer



Product Description

It is a two – component, low viscosity, Solvent Acrylic Resin – based recycling primer. Recycling primer.

Product features and advantages

It has low viscosity. It owns the feature of good penetration. It has a high adhesive strength. It is solvent – based and adhesion to the ground is solid. It is easy to apply. Waiting time between coats is short. It is multipurpose. It can also be used in outdoor areas.

Areas of Application

On normal and very absorbent surfaces in coating concrete surfaces, cement screeds and epoxy mortars. As a primer before all epoxy and polyurethane floor coatings. It must be absolutely used steel, concrete, wood, glazed tile risk areas on tiled surfaces as a binder for epoxy – based leveling mortars and mortar coatings.

Application method/ equipment

Make sure that a continuous, porous layer has covered the surface. If necessary, make the application of two layers primer. Polymex – 887 – can be applied with a brush, roller or rake.

Packing

As a set of 15 kg – 20 kg – 25 kg.

Recycling Primer

Formaldehyde (% 10,0)	0,71
Ethanol (% 15)	1,01
Ethanol (% 95)	4,96
Butyl Acetate	4,79
MIBK	6,63
Gasoline	0,44
Xylene	12,6
Sodium hydroxide (% 10)	0,62
Lactic acid (% 10)	0,95
	1,03
	0,87
	0,3
Acetic acid (% 10)	0,76
Sulfuric acid (% 10)	1,63
Sulfuric acid (% 50)	0,82
Hydrochloric acid (% 10)	0,91
Hydrochloric acid (% 37)	0,58

Chemical Structure

Acrylic Resin Based Recycling Primer

Color	Şeffaf Saydam Sıvı A Bileşen: 1,10±0,02 (g / ml) B Bileşen: 1,03±0,02 (g / ml) (EN ISO 2811-1) Karışım: 1,10±0,02 (g / ml)
Density	
Flexural strength 7 days	>30N/mm ² (TS EN 196-1)
Compressive strength 7 days	>75N/mm ² (TS EN 196-1)
Adhesive strength to concrete	>4 N / mm ² (Betondan Kopma) (TS EN 4624)
Adhesive strength to steel	>3 N / mm ² (TS EN 4624)
Application time	40 dk
Mixing ratio	2 Birim A : 1 Birim
Full strength	7 Gün

The above table indicates % gain or loss by weight as a result of immersing the product which has received the course of 14 days into chemicals in 25 °C mentioned in the first table within 21 days.



Water – Based Epoxy Primer



Product Description

It is a transparent, two – component, solvent-free, water – based epoxy primer comprising Epoxy, Resin - Based 100% solid substance. It fills the pores of concrete substance and allows an excellent adhesion of surface with the material. It allows clogging pores on any kind of concrete, wooden and metal surfaces, preventing the moisture coming from below and a better adherence of coating substance to be applied on it before the application of Polyurethane and Epoxy based coating products and particularly, it is an industrial water – based Epoxy primer coating material that relieves noise and dust on concrete surfaces with low surface quality that is compatible with Polyurethane and Epoxy based coating materials.

Product features and advantages

It protects from corrosion; It is resistant to alkalis and base acids. It is not affected by fungi and bacteria. As it is not affected by UV lights, it is resistant to sunlight. Its adherence is high according to the surface on which it is applied and it is resistant to aging. It is resistant to water, acidic water and salt solutions, grease and petrol, at the same time, it is impermeable. It is hard, does not undergo deformation between – 55°C and + 285°C. It can be easily used in bottom heated parts. It prevents noise and dust and does not attract dust. It strengthens the surface on which it is applied. It provides a better adherence of the structure on which it is applied. Its ability to penetrate into concrete is high on concrete surfaces. It can form a barrier against the moisture from the below by filling the pores on the surfaces on which it is applied.

Application and Warnings

The area where it is to be applied must be thoroughly cleaned from dirt, grease, rust etc. substances. The surface must be dry and clean on concrete surfaces. Primer must not be applied on old and worn surfaces without having necessary repairs. Concrete must have taken outlet and must be completely dry. Application: it can be implemented with a brush, roller or airless spray optionally. The application must be completed within an hour. A single layer application is enough. Coating applications can be implemented over the dried primer after 6 – 8 hours.

Technical Specifications

Color	Transparent, grey, white and any color
Brightness	Bright or mat
Binding agent	Water – based, solvent – free resin
Flash point	Does not shine, solvent – free
Application temperature	-08 °C + 35 °C
Density (20C) A.COMP	1.15 +- 0. gr/ cm3
	1.15 +- 0. gr/ cm3
	75 – 80 – (Shore)
	First dry 2 hours – 4 hours, complete dry
Density (20C) B.COMP	155 °C
(Shore A) ROHS Standard	125 °C
Dessiccation (20 C)	By pouring Roller – trowel – spatula – Airless
Heat resistance	with the machine

Consumption

Surface	Consumption m ² / gr.
Concrete	0.300 gr
Metal	0.150 gr
Wood, fiber cement etc.	0.160 gr

Packing

A set of 5 kg, 15 kg and 21 kg, 30 kg drums or in desired weight.



Polyurea Flooring and Insulation Primer



Product Description

It is a transparent, two – component primer comprising 100% solid substance. It fills the pores of concrete substance and allows an excellent adhesion of surface with the material.

Product Features and Advantages

Its penetration ability into concrete is high. It is resistant to aging, owns a high strength of pressure and it is flexible. It protects from corrosion; it is resistant to alkalis and base acids. It is resistant to UV lights. Its adherence is high according to the surface on which it is applied and is resistant to aging. It is resistant to water, acidic water and salt solutions, grease and petrol, at the same time, it is impermeable. It is flexible and indefectible between - 40°C and + 280°C. It can be easily used in bottom heated parts. It prevents noise and dust and does not attract dust. It provides a better adherence of the structure on which it is applied. Its ability to penetrate into concrete is high on concrete surfaces. It can form a barrier against the moisture from the below by filling the pores on the surfaces on which it is applied.

Application and Warnings

The area where it is to be applied must be thoroughly cleaned from dirt, grease, rust etc. substances. The surface must be dry and clean on concrete surfaces. Concrete must have taken outlet and must be completely dry. A and B components are mixed for max. 2 – 3 minutes with an electric mixer and brought in a ready condition for the application. Application: it can be implemented with a brush, roller or airless spray optionally. The application must be completed within an hour. A dry film coat in the thickness of 36/ 40 microns is obtained after the application. Coating applications can be implemented over the dried primer after 6 – 8 hours.

Packing

It can be supplied with a set of 15 kg and 21 kg, 30 kg drums or in desired weight.

Technical Specifications

Color	Any color
Brightness	Bright or mat
Binding agent	Solvent – free resin
Flash point	Does not shine
Application temperature	0 °C - 35 °C
Density (20 °C) A.COMP	1.25 gr/ ml
Density (20°C) B.COMP	1.23 gr/ ml
(Shore A)	65 – 70
Desiccation (20 °C)	First: 2 hours; last: 4 hours
Pot life	Average 1 hour

Consumption

Surface	Consumption m ² / gr.
Concrete	0.300 gr.
Metal	0.185 gr.
Wood, fiber cement etc.	0.200 gr.



Polyurethane Primer



Product Description

It is a Polyurethane resin – based, two – component, solvent – free, Polyurethane insulation and flooring primer. POLYME^R Polyurethane Primer is a 2 – component and transparent primer comprising 100% solid substance for concrete and similar surfaces. It fills the pores of concrete substance and allows an excellent coating of surface with Polyurethane or Epoxy self – leveling material. It is used in cases if concrete moisture is max. 5% when it is measured with CM moisture meter (calcium carbide method).

Product Features and Advantages

Its penetration ability into concrete is high. It is resistant to aging, owns a high strength of pressure and it is flexible. It protects from corrosion; it is resistant to alkalis and base acids. It is not affected by fungi and bacteria. It is resistant to UV lights. Its adherence is high according to the surface on which it is applied and is resistant to aging. It is resistant to water, acidic water and salt solutions, grease and petrol, at the same time, it is impermeable.

Application and Warnings

The floor where isolation and floor coating is to be applied must be covered. The area where it is to be applied must be thoroughly cleaned from dirt, grease, rust etc. substances. The surface must be dry and clean on concrete surfaces. Primer must not be applied on old and worn surfaces without having necessary repairs. Concrete must have taken outlet and must be completely dry. Source material being 2 ratios and hardening materials being 1 ratio, it can be made ready for the application being mixed with an electric mixer for max. 2 -3 minutes together with Cellulosic or Polyurethane thinner in proportion as 03 – 05 % if desired according to the condition of surfaces. Application: it can be implemented with a brush, roller or airless spray optionally. The application must be completed within an hour. A dry film coat in the thickness of 36/ 40 microns is obtained after the application. The surface on which it is applied must not be wetted, not walk on it and protected for at least 4 hours. POLYME^R 996 Polyurethane Primer applications are implemented on the dried primer after 6 – 8 hours.

Technical Specifications

Color	Any color
Brightness	Bright or mat
Binding agent	Solvent – free resin
Density	Source material 120/ hardening material
Mixing ratio	2/ 1 kg weight
Application time	1 hour in -2 °C/ + 25 °C
Bending strength	TSE
Traction strength	ISO 178 – ISO 527 – 2 / 179 -1
Heat resistance	- 40 °C/ +280 °C
Drying time	powder dry 4 hours
Physical and chemical resistance	After 7 days it doesn't have any adverse environmental impact. It is not harmful after completely dried.

Consumption

Surface	Consumption m ² / gr.
Concrete	0,300 gr.
Metal	0,185 gr.
Wood, fiber cement etc.	0,200 gr.

Packing

It can be supplied with a set of 15 kg and 21 kg, 30 kg drums or in desired weight.



PRC Epoxy Floor Primer



Product Description

It is used as a primer under any kind of Epoxy – based product. It is a solvent – free, epoxy based, two – component Epoxy primer material.

Product Features and Advantages

It stiffens the surface on which it is applied. It prevents the penetration of oil and light chemicals. It protects from corrosion; it is resistant to alkalis and base acids. It is not affected by fungi and bacteria. As it is not affected by UV lights, it is resistant to sunlight. Its adherence is high according to the surface on which it is applied and it is resistant to aging. It is resistant to water, acidic water and salt solutions, grease and petrol, at the same time, it is impermeable. It is flexible, does not undergo deformation between -40°C and $+280^{\circ}\text{C}$. It can be easily used in bottom heated parts. It prevents noise and dust and does not attract dust. It strengthens the surface on which it is applied. It provides a better adherence of the structure on which it is applied. Its ability to penetrate into concrete is high on concrete surfaces. It can form a barrier against the moisture from the below by filling the pores on the surfaces on which it is applied.

Application and Warnings

Concrete must have taken outlet and must be completely dry. Source material being 2 ratios and hardening materials being 1 ratio, it can be made ready for the application being mixed with an electric mixer for max. 2 -3 minutes. Application: It can be implemented with a brush, roller or airless spray optionally. The application must be completed within an hour. A dry film coat in the thickness of 36/ 40 microns is obtained after the application. The surface on which it is applied must not be wetted, not walk on it and protected for at least 4 hours. Coating applications are implemented on the dried primer after 6 – 8 hours.

Technical Specifications

Color	Any color
Brightness	Bright or mat
Binding agent	Solvent – free resin
Flash point	Does not shine
Application temperature	$-0^{\circ}\text{C} + 35^{\circ}\text{C}$
Density A.COMP (20 °C)	1,25 gr/ml
Density B.COMP (20°C)	1,23 gr/ml
(Shore A)	75 – 80 – (Shore)
Desiccation (20 °C)	First: 2 hours; last: 4 hours
Pot life	Average 1 hour

Consumption

Surface	Consumption m ² / gr.
Concrete	0,300 gr.
Metal	0,185 gr.
Wood, fiber cement etc.	0,200 gr.

Packing

It can be supplied with a set of 16 kg and 20 kg, 30 kg drums or in desired weight.



“We isolate structures from harmful effects of water, it makes us responsible for comfortable living demands of people”.

Series 1000 Water Insulation Products

POLYME^RX


We are responsible...



1005

POLYME^RX

Flexible Water Insulation Product



Product Description

It is a two – component, solvent – free, Polyurethane - based water insulation material.

Product Features and Advantages

It makes insulation in a single piece which excludes the possibility of leakage or any junction point when it is applied. As it is pure Polyurethane, it can regularly be in contact with water. It preserves its mechanical properties in temperatures between - 30 °C and + 90°C. It closes cracks up to 2 mm even in - 10 °C. It provides permeability against water vapor. It fully adheres to the surface without a need for any additional merge process. It is allowed to walk on the surface which is applied water insulation. Even the water insulation material is damaged; the damaged part can be easily repaired within a few moments. It has a resistance of plant roots. As the product has antibacterial feature, there is no bacteria on the product. It has high resistance to acidic and basic solutions (10%), detergents, sea water, oils and lubricants.

Storage and Shelf Life

It can be stored in tin buckets, dry and cold rooms up to 9 months. The material must be protected from moisture and sunlight. Storage temperature: must be between 5°C and 30°C. Products must be protected in an original tin buckets bearing the name of manufacturer, product description, party number and the labels of Application warnings without being opened.

Application and Warnings

Source material being 4 ratios and hardening materials being 1 ratio, it can be made ready for the application being mixed with a clean stick or an electric mixer for max. 2 -3 minutes. Application can be implemented with a brush, roller or airless spray optionally. The application must be completed within 35 minutes in hot conditions (summer) above 25 °C and within 50 minutes in cold conditions (winter). If it will be used on walls or in water tanks, it is applied on plaster by cleaning the existing paint near the removal and other substances. It must not be wetted, not walk on it and protected for 24 hours.

Technical Specifications

Color	White - Grey - Blue - Cream colored - Transparent
Brightness	Bright or mat (optional)
Binding agent	Polyurethane resin
Density	Source m. 1,25 / S. 1,22 gr/ml
Mixing ratio	4/1 kg weight
Application time	45 min. in temperature of -2 C/ + 25 °C
Solidification	45 min. in temperature of -2 C/ + 40 °C
Heat resistance	- 40 °C / + 220 °C
Drying time	2 hours (complete dry 48 hours)
Environmental compliance	It doesn't have any adverse environmental impact.
Health suitability	It is not harmful for health
Bending strength	45 kg/ cm2 (DIN 53452)
Tensile strength	30 kg/ cm2 (DIN 53455)
UV	Resistant

Consumption

Surface	Consumption m2/ gr.
Concrete	0,300 gr.
Metal	0,185 gr.
Wood, fiber cement etc.	0,200 gr.

Areas of Application

Especially, in water reservoirs in indoor and outdoor areas. Insulation of water reservoirs. In screen curtains of roof, terrace and balconies. Water insulation of bath room, swimming pool, kitchen and other similar wet areas (under tiles). Water insulation of flower fields and planting boxes.



CARL SCHEELE 1742-1786

He discovered toxic chlorine gas used to make plastics and disinfect water.



1006

POLYME^RX

Single Component Water Insulation Product



Product Description

It is a single component, Polyurethane - based water insulation material which is high resistant to UV lights, curing with air humidity and having a high flexibility feature.

Product Features and Advantages

It is ready to use. It provides a high adherence. It is easy and quick to use. It can be applied with a roller, brush or airless spray. It has the feature to close cracks. It provides seamless monolithic application. It closes the floor as monolithic and overall. It provides water vapor permeability. It doesn't lose its features in temperatures of $-30^{\circ}\text{C}/ +120^{\circ}\text{C}$.

Storage and Shelf Life

12 months in a cold and dry place in unopened original package.

Areas of Application

It is used for the purposes of water insulation in old and new terraces, roof gutters, balcony wet volumes, basement walls, water reservoirs etc. places, swimming pool insulation and large glass dilations, ceramic top and ceramic bottom insulations.

Application and Warnings

Polymex - 1006 application can be implemented after the preparation of surface. It is recommended to mix the material with a mixer with low speed (300 cycle/min) when the material stored at ambient temperature is opened until it becomes homogeneous. Then, the material is applied in a homogeneous form on the surfaces coated with airless gun or short piled roller. 0.6 kg of material is applied on each layer on average. The second layer shall be applied after 8 hours (no later than 48 hours).

Technical Specifications

Color	White and Grey
Brightness	Bright or mat (optional)
Binding agent	Solvent Polyurethane prepolymer
Application temperature	$+10^{\circ}\text{C} / +35^{\circ}\text{C}$
Density (20 C)	1.40 kg/lt
Volume solid material	100/100
Dry/ wet film thickness	650/750 microns
Practical coating capacity	1.2 kg/ m ²
Desiccation (25C)	First dry 2 - 4 hours, complete dry 24 hours. The application of 2nd layer: min. after 24 hours
Applied heat limits	$-5/ +35^{\circ}\text{C}$
Thinning	Rapid and toluene diluent is used only when the primer is applied.
Heat resistance	90 °C
UV lights	Resistant
Form of application	Brush, roller, steel trowel, airless spray
Pot life	45 minutes - 1 hours

Consumption

Surface	Consumption m ² / gr.
Concrete	0.300 gr.
Metal	0.185 gr.
Wood, fiber cement etc.	0.200 gr.

Surface Preparation

Surfaces must be solid, dry, clean and free from chemicals. Humidity shouldn't definitely exceed 5%. Mineral based surfaces that are prepared must be absolutely coated for a layer with Polymex - 410 silane based primer.



1008

POLYME^R

CAP Waterproofing Insulation Product



Product Description

It is an Acrylic copolymer, resin – based, single component, ready to use, flexible, easily applied to any kind of floor, white – grey – cream colored. water insulation material of which surface can be painted. It is compatible with the identification "FIRE RETARDANT COATINGS".

Product Features and Advantages

Ready to use. It provides the opportunity of breathing on surfaces. Traction strength is 24.5 kgf/ cm² in 23°C after 24 hours and 55 kgf/ cm² after 72 hours. It is applied with roller trowel. Water insulation is not affected by sunlight. It even protects its flexibility in low temperatures. It provides a high adherence. Fast and easy to use. It is resistant to freeze-thaw cycle. Water insulation can be painted and it is absolutely solvent - free. Water insulation is antistatic and antibacterial.

Storage and Shelf Life

Moisture barrier can be stored up to 12 months in tin buckets in cold and dry rooms. The material must be protected from moisture and sunlight. Storage temperature: between 5°C and 30°C. Products must be protected in an original tin buckets bearing the name of manufacturer, product description, party number and the labels of Application warnings without being opened.

Areas of Application

Especially, in vertical and horizontal applications in outdoor areas; inclined terrace balcony roofs, exterior wall insulation, olive brine plants, top and bottom ceramic tiles insulation, concrete zinc and precast chimney creeks, northern façade of buildings and silo warehouses, swimming pool insulation, basic basement isolation, tonnage drinking water tanks. In spray bottom polyurethane and top polyurethane insulations. Insulation of bath – room and wet areas. In garden foundation and terrace isolation of outdoor area. In the insulation of corner parapets.

Technical Specifications

Color	Transparent and any color
Brightness	Bright or mat
Binding agent	Polyurethane resin
Flash point	Does not shine. Solvent – free
Application temperature	+8 °C + 35 °C
Density A.COMP (20 °C)	1.2 ± 0.1 gr/ml
Density B.COMP (20°C)	1.2 ± 0.05 gr/ ml
(Shore A)	5 - 70
Desiccation	First dry 1- 2 hours
Environmental compliance	It doesn't have any adverse environmental impact.
Flash point	Does not shine. Solvent – free
Form of application	Brush, roller, steel trowel, airless spray
Health suitability	It is not harmful for health after completely dry.

Consumption

For water insulator of 1 mm dry film thickness:	1.50 kg/m ²
For water insulator of 1 mm wet film thickness:	1.4 kg/m ²
For water insulator thickness in gutters and streams:	2 kg/m ²
For water insulator in terrace and floors:	2.5-kg/m ²

Packing

Inpackages of 20, 25, 30 and 0 kg.



JOHN DALTON 1766 – 1844

He formulated atomic theory stating that the substance is made of small particles called atom.



19

1009

POLYME^RX

Alkyd Acid Coating Product



Product Description

It is an alkyd - based, dual - component, solvent - free, flexible or hard, alkyd and solvent - free insulation and floor coating product with excellent adhesion property on the floor and surface on which it is applied.

Areas of Application

As it is solvent - free, it provides a safe working environment especially in closed areas. Its features such solvent - free provide its safe use in cargo holds, ballast tanks, water tanks and drinking water tanks. It is not absolutely affected by acid and solvents. It is a coating product with high resistance to physical and chemical agents and providing hygiene. It is used in food manufacturing plants, hospitals, cold air warehouses, acid tank and swimming pools, in different concentrations of paraffin, oil, diesel oil and different solvent - based tanks, closed parking areas, swimming pools, ships, vessels and yachts. (On the condition of making sand blasting of S.A 2.5). Polymex alkyd primer is recommended before Polymex - 1009 on concrete and other absorbent surfaces. It is specifically improved for floor coatings, acid scales and swimming pools. It is anti -toxin; there is no any change in the odor and taste of water in case of its application in water tanks.

Storage and Shelf Life

The product must be protected from moisture and sunlight. Storage temperature: between 5°C and 30°C. Products must be protected in an original tin buckets bearing the name of manufacturer, product description, party number and the labels of Application warnings without being opened.

Technical Specifications

Color	White, grey and cream colored and any color
Flexibility	600%
Density	1,50 gr/ml
Viscosity	Brush, roller consistency, semi-fluid liquid
Application devices	Brush, roller, steel trowel, airless spray
Floor temperature	+7 °C - + 120 °C
Adhesion strength	1.2 kgf/ cm2
Drying time	First dry 12 hours; second layer 24 hours (completely dry 48 hours)
Physical and chemical resistance	Starts after 7 days from application. It doesn't spread retarding toxic gas.
Combustion	After completely dry.
Health suitability	It is absolutely not harmful for health.
UV	Resistant
Flash point	At least 38 °C.

Application and Warnings

Polymex - 1009 application can be implemented after the preparation of surface. It is recommended to mix the material with a mixer with low speed (300 cycle/ min) when the material stored at ambient temperature is opened until it becomes homogeneous. Then, the material is applied in a homogeneous form on the surfaces coated with airless gun or short piled roller. 0.6 kg of material is applied on each layer on average. The second layer shall be applied after 8 hours (no later than 48 hours).



PRC Polyurethane Water Insulation Motherboard Flexible Product



Product Features and Advantages

It protects from corrosion; it is resistant to alkali and acids. Due to solvent – free property, it can be safely used in closed areas. It is anti – bacterial. It has flexibility of 300%. It is not effected by fungus and bacteria. As it is not affected by UV lights, it is resistant sunlight. Its adherence is high according to the surface on which it is applied and it is resistant to aging. It is resistant to water, acidic water and salt solutions, grease and petrol, at the same time, it is impermeable.

Areas of Application

It is especially used as water insulation and UV protector in indoor areas; drinking water tanks, basic isolation, swimming pool insulation, top and bottom ceramic tiles insulation, spray bottom and top polyurethane insulations. It is used for the purposes of insulation in bath – room and wet areas, garden foundation and terrace isolation of outdoor area, and in the insulation of corner parapets.

Storage and Shelf Life

Moisture barrier can be stored up to 12 months in tin buckets in cold and dry rooms. The material must be protected from moisture and sunlight. Storage temperature: between 5°C and 30°C. Products must be protected in an original tin buckets bearing the name of manufacturer, product description, party number and the labels of Application warnings without being opened.

Technical Specifications

Color	Any color
Binding agent	PRC polyurethane resin
Density	1,20 – 1,25 gr/ml
Mixing ratio	A/B: 5/1
Solid material by weight	Min. 9699 application thickness
Ratio	1.55 mm
Application method and features	Roller method, roller, Trowel or airless spray. Product spreads spontaneously and it is self – leveling.
Application time and solidification	45 – 55 minutes in temperature of -5/ +35 C (application is recommended above -5C)
Brightness	Bright or mat (optional)
Drying time	Powder dry for 2 hours. (Completely dry 6-8 hours)
Physical and chemical resistance	Starts after 7 days from application.
Flame retardant gas	It doesn't spread retarding toxic gas.
Health suitability	It is absolutely not harmful for health.
UV	Resistant (Dissolution starts after 20 years).

Application and Warnings

The area where it is to be applied must be thoroughly cleaned from dirt, grease, rust etc. substances. The surface must be dry and clean on concrete or sheet, iron, chipboard or wood surfaces. Primer must not be applied on old and worn surfaces (worn, loose and lost mechanical strength) without having necessary repairs. Concrete must have taken outlet and must be completely dry.



1013

POLYME^R

One-Component Moisture Barrier



Product Description

It is a transparent, yellowish, corrosion resistant, deep penetrating, single component polyurethane insulation material. It is used to isolate the basement areas and basement walls with a problem of moisture. It is solvent – based. It shows its protective effect as a result of reaction with moisture in base and air.

Product Features and Advantages

Easy to apply (with a roller or brush). It penetrates deep. It provides an excellent insulation turning mortar, plaster or concrete into a single component, beamless water insulation protection. It is painted with all types of simple paints. It is resistant to bacteria and fungus. It balances the surface, protects wall paint from moisture with wall plaster. It ensures chemical resistance on oil, grease, moisture, chemical and liquid dirt stains.

Areas of Application

Polymex – 1013 is a high resistant, moisture insulation material. It can be applied on mortar, concrete, drywall or wooden walls in the below mentioned places: basement foundation walls, negative insulations, inside walls on ground floor.

Technical Specifications

Polymex – 1013 must be applied with a roller or brush until the surface is completely coated. After 2 -3 hours (no more than 4 hours) and while the first layer is in a condition of a little bit adhesive, Polymex – 1013 the second layer must be applied. If the moisture problem is serious and a high negative pressure is expected, it is necessary to apply the third layer. 12 hours after the application (no more than 36 hours), the surface must be coated with ordinary wall paint. Storage conditions: it can be stored up to 12 months in tin buckets in dry and cold rooms. The material must be protected from moisture and sunlight. Storage temperature: must be between 5°C and 30°C. Products must be protected in an original tin buckets bearing the name of manufacturer, product description, party number and the labels of Application warnings without being opened.

Consumption

Consumption	Consumption m ² / gr.
Surface	0,550 gr.
Concrete	0,325 gr.
Metal	0,400 gr.

Surface Preparation

Surface must be cleaned from dirt, oils, organic substances and dust by the method of mechanical grinding. It is necessary to remove possible burrs on surface. Dust from any kind of loose surface pieces and grinding process must be thoroughly cleaned.

Application and Warnings

It can be stored up to 12 months in tin buckets in dry and cold rooms. The material must be protected from moisture and sunlight. Storage temperature: must be between 5°C and 30°C. Products must be protected in an original tin buckets bearing the name of manufacturer, product description, party number and the labels of Application warnings without being opened.

Packing

It can be supplied with a set of 15 kg and 21 kg, 30 kg drums or in desired weight.



Acrylic Resin-Based UV-Resistant Water Insulation Product



Product Description

It is an Acrylic Copolymer resin and water – based, single component, ready to use, flexible, white – grey – cream colored, liquid membrane water insulation product which can be easily applied on the floor in any form and painted.

Product Features

Especially, in vertical and horizontal applications in outdoor areas; inclined terrace balcony roofs, exterior wall insulation, top and bottom ceramic tiles insulation, concrete zinc and precast chimney creeks, northern façade of buildings and silo warehouses, swimming pool insulation, basic basement isolation, tonnage drinking water tanks. In spray bottom and top polyurethane insulations. Insulation of bath – room and wet areas. In garden foundation and terrace isolation of outdoor area. In the insulation of corner parapets.

Product Advantages

Ready to use. It provides the opportunity of breathing on surfaces. Liquid membrane is 600% flexible. Traction strength is 24.5 kgf/ cm² in 23°C after 24 hours and 55 kgf/ cm² after 72 hours. It is applied with roller trowel. It is not affected by sunlight. It even protects its flexibility in low temperatures. It provides a high adherence. Fast and easy to use. It is resistant to freeze-thaw cycle. Water insulation can be painted and it is absolutely solvent - free. It is antistatic and antibacterial.

Storage and Shelf Life

It must be stored in cold, dry cold and dry conditions. Its shelf life is 12 months in appropriate storage conditions. It must be prevented for opened packages to get air by tightly closing it.

Technical Specifications

Color	White, grey, cream colored and any color
Product description	Acrylic Copolymer resin and water – based, single component liquid membrane
Flexibility, breaking elongation	600%
Density	1.35 gr/ ml
Viscosity	Brush – roller, semi – fluid liquid
Application equipment	Roller – brush, trowel, – spatula
Adhesive strength	1.2 kgf/cm
Dry time	First dry 12 hours, second layer 24 hours (complete dry 48 hours)
Physical and chemical resistance	It starts 7 days after application.
Fire class	It doesn't spread retarding toxic gas.
Health hazards	It is absolutely not harmful for health after completely dry.
UV	Resistant
Flash point	At least 38C

Consumption

For 1 mm dry film thickness:	1.40 kg/m ²
For 1 mm wet film thickness:	1.30 kg/m ²
For thickness In gutters and streams:	2 kg/m ²
In terrace and floors:	2.5 kg/m ²

Packing

In packages of 10, 20, and 25 kg.



JAMES DEWAR 1842 – 1923

He is the first man who cooled hydrogen gas and converted it to liquid. It started to be produced with the name of Thermos.



1017

POLYME^R

Waterproofing Membrane



Product Description

Polyurethane waterproofing membrane is a dual – component, flexible polyurethane insulation membrane which is applied in liquid form for long – term water insulation, having high resistance, and which can be applied and used in cold conditions. It shows the reactionary protective effect together with contact with floor and double mix.

Product Features and Technical Advantages

It makes insulation in a single piece which excludes the possibility of leakage or any junction point when it is applied. As it is pure Polyurethane, it can regularly be in contact with water. It preserves its mechanical properties in temperatures between 30 °C and + 90°C. It closes cracks up to 2 mm even in 10 °C. It provides permeability against water vapor. It fully adheres to the surface without a need for any additional merge process. It is allowed to walk on the surface which is applied water insulation. Even the membrane is damaged; the damaged part can be easily repaired within a few moments. It has a resistance of plant roots. As the product has antibacterial feature, there is no bacteria on the product. It has high resistance to acidic and basic solutions (10%), detergents, sea water, oils and lubricants.

Consumption

The insulation materials must be thoroughly mixed before its application, it must be applied in the form of two layers on the coated surface on average 1,4 – 2,0 kg/m² and applied with the help of roller, brush, trowel and airless device and a flat surface must be obtained. After 12 hours, one layer Polymex 1017 must be applied. If desired, third layer Polymex 1017 must be applied.

Technical Specifications

Base	High – resistant Polyurethane Polymer
Color	White, grey
Elongation at break	900%
The adhesive resistance on concrete surface	2.2 ± 0.2 Mpa
Density (23C)	1.4 gr/ml
Traction strength	7.45 ± 0.3 Mpa
Shore A	65 ± 5
Consumption	1.5 kg/m ²
Application temperature	5 – 35 C
Dry time	First dry: 8 hours Second dry: 24 hours 2nd layer application: minimum after 12 hours If it is used as a primer, it is diluted by rapid or toluene 7 days
Thinning	Single component B2

Storage and Shelf Life

It can be stored up to 12 months in dry and cold rooms. The material must be protected from moisture and sunlight. Storage temperature: must be between 5°C and 30°C. Products must be protected in an original tin buckets bearing the name of manufacturer, product description, party number and the labels of Application warnings without being opened.



Elastomeric Resin-Based Elastic Water Insulation Material



Product Description

Polymex- 1018 is an Elastomeric resin – based, Polyester seal carrier, Polymer bitumen single component, super flexible waterproofing and coating material.

Areas of Application

It can be used in wet large surfaces, inclined terrace roofs, silo warehouses and external surfaces of buildings, reinforced galvanized sheet, polyurethane foam, zinc and PVC eaves, and hidden creek surfaces as water insulation material. It is an Elastomeric resin – based, single component, super flexible waterproofing material.

Product Features

- Due to its flexibility in low temperatures, long – term cracking resistance
- Resistance to hail effect (important for terraces)
- Very good adherence even in difficult surfaces
- Very good protection against carbonization
- Very good resistance against standing water passage
- It is applied with a brush or roller
- Its surface can be painted and coated with ceramic.
- It is an Elastomeric resin – based, single component, super flexible waterproofing material.

Application

It should be avoided to apply Elastomeric resin – based, Polyester seal carrier, Polymer bitumen single component, super flexible waterproofing and coating material in very humid and/ or hot temperatures. It must not be applied in frozen surfaces which are melting or which have a threat of freeze within 24 hours. Polymex – 1018 must be applied as 2 layers on the whole surface with a roller or brush after the complete dry of primer coating by adding 50% of water. The second layer must be applied after the first layer is dry in vertical position. You should wait at least 5 hours between layers. (The mentioned time is applicable for surfaces in 23C and ambient temperature. The period lengthens in low temperatures, and it gets short in high temperatures). It is an Elastomeric resin – based, single component, super flexible waterproofing material.

Technical Specifications

P – 1018 color	White, grey and black
Ambient temperature	+5 °C - +35°C
Time for obtaining mechanical resistance	7 days
Density	1,36 kg/ lt.
Time for it becoming waterproof	7 days
Standby time between layers	5 hours
Surface protection time	4-5 hours
Polymex – 1025 consumption	1 – 1.5 kg/ m2
Time for reaching final resistance	14 days
Flexibility	≥350
UV resistance	Yes
Resistance to standing water	Yes
Heat resistance	(-30°C) + (+180°C)
Polymex – 1018 packing	In plastic buckets of 20 kg – 25 kg
Polymex – 1018 shelf life	Its shelf life is 1 year after the date of manufacture in dry and cold places in closed original package.
Polymex – 1018 - Note	The package must be kept closed. You should absolutely avoid to add external materials. All tools used must be washed with water without getting dry after the application.

Surface Preparation

Surfaces must be clean, flat, solid and dry, and weak pieces must be removed from surface. The application on wet surfaces must not be implemented. If the surface is very dusty, then firstly, the primer coat must be removed with Polymex recycled primer. It is an Elastomeric resin – based, Polyester seal carrier, Polymer bitumen single component, super flexible waterproofing and coating material.



Natural Stone Insulation Material



Product Description

Water insulation material is a transparent, semi – solid, resistance to corrosion and sunlight, with high brightness, single component, and aliphatic polyurethane insulation material. It is used in the insulation and protection of stone and mineral surfaces. It shows its protective effect as a result of reaction with moisture in floor and air.

Product Features and Technical Advantages

Easy to use (with a roller or brush). It is resistant to UV lights (it doesn't get yellow). It penetrates deep. As its absorbent surface provides a single piece, beamless barrier, it offers an excellent waterproofing and water insulation properties. It provides protection against liquid and dirt combination. It is resistant bacteria and fungus. It protects the surface from color fade effects of UV lights, dirt in air, smoke, industrial smoke, acid rain and provides the surface to remain as it was. It gives very bright appearance to the surface together with a stable wet appearance effect.

Consumption

Application can be implemented with a brush, roller or airless spray or trowel optionally. The application must be completed within 35 minutes in hot conditions (summer) above 25 °C and within 50 minutes in cold conditions (winter). If it will be used on walls or in water tanks, it is applied on plaster by cleaning the existing paint near the removal and other substances. It must not be wetted, not walk on it and protected for 24 hours.

Technical Specifications

Color	White, Grey, Blue, Transparent, Cream colored	
Brightness	Bright or mat (optional)	
Binding agent	Polyurethane	
Working temperature	Min. 15 °C	
Density	A comp.: 1.2 gr/ml, B: 1.2 gr/ml	
Mixing ratio	AB / 4:1	
Application temperature	45 min. in temperature of - 2 °C / + 25 °C	
Pot life	45 m in 25 °C / 40 °C	
Drying time	2 hours (complete dry 48 hours)	
UV resistance	+	
Antibacterial	+	
Bending strength	45 kg/ cm ²	
Tensile strength	30 kg/ cm ²	

Consumption

Surface	Min. T. kg/m ²	Max. T. kg/m ²
Concrete	0.9 gr.	1.7 gr.
Metal	0.7 gr.	1.2 gr.
Wood, fiber cement etc.	0.6 gr.	0.9 gr.

Storage and Shelf Life

Especially, in water reservoirs in indoor and outdoor areas. Insulation of water reservoirs. In screen curtains of roof, terrace and balconies. Water insulation of bath room, swimming pool, kitchen and other similar wet areas (under tiles). Water insulation of flower fields and planting boxes. Water insulation of water storage and distribution channels. Water insulation and protection of bridge, tunnel and similar concrete structures. Water insulation and protection of parking surface.



Антибактериальный водоизоляционный материал



Описание продукции

Водоизоляционный материал является двухкомпонентным антибактериальным водоизоляционным полиуретановым материалом без растворителя.

Особенности и технические преимущества продукции

Устойчива к ультрафиолетовым лучам, образует целостную мембрану без какой-либо стыковки, которая не пропускает никакой влаги. Сохраняет механические свойства при температуре от +30°C + 90°C. Заполняет щели в 2 мм при 10°C. пропускает водные пары. Полностью прилипает к поверхности, не требуя дополнительных процедур. По такой поверхности можно ходить. При повреждении легко можно устранить изъяны за несколько минут. Антибактериален, поэтому бактерии не размножаются в нем. Устойчив к кислотам, щелочи (10%), детергентам, морской воде, маслам и смазочным материалам.

Места применения

В основном используется как водонепроницаемый изоляционный материал с высокой устойчивостью. Применяется на следующие поверхности:

- Натуральные камни
- Декоративные кирпичи
- Известняк
- Цветной бетон
- дерево

Расход

Нужно применить в два слоя 0,25 – 0,30 кг/м². Материал наносится на ровную поверхность с помощью валика. В зависимости от пор на поверхности, тепла, влаги и методов применения количество расходного материала может измениться.

Технические свойства

Основа	Алифатический полимер
Связующее вещество	Полиуретановый полимер
Прилипание к бетонной поверхности	2,2 ± 0,2 Мпа
Консистенция (23°C)	1,5 гр/мл
Расход	250 – 300 гр/м ²
Высыхание	Первичное: 2 часа Полное: 8 часов
Отверждение	50 мин. при 25 - 40°C
Химическая и физическая устойчивость: через 7 дней	
Разрешение	Не разрушается в воде

Хранение и срок хранения

Продукцию можно хранить до 9 месяцев в оловянных ведрах в сухих и прохладных помещениях. Материал необходимо защитить от попадания прямых солнечных лучей и влаги. Хранить при температуре от +5°C + 30°C.



1023

POLYME^R

Two – Component Moisture Barrier



Product Description

Two – component moisture barrier is a transparent, yellowish, semi – solid, corrosion resistant, deep penetrating, two - component resin – based insulation material. It is used to isolate the walls of basement levels with a problem of moisture as a result of negative pressure. It is absolutely solvent – free. It is a high quality and dual component product. Polymex – 1023 can be applied for the purposes of coating, leveling screed and epoxy mortar coating in floor renewal or in new flooring applications. It is easily absorbed by floor with its properties such as low viscosity and excellent surface wetting power and becomes a high resistant coating material.

Product Features and Advantages

Easy to apply (with a roller, brush or trowel). It penetrates deep. It provides an excellent insulation turning mortar, plaster or concrete into a single component, beamless water insulation protection. It is painted with all types of simple paints. It is resistant to bacteria and fungus. It balances the surface, protects wall paint from moisture with wall plaster. It ensures chemical resistance on oil, grease, moisture, chemical and liquid dirt stains. Its quality was proved, and it can be applied with a high quality coating. It can be used in indoor areas as it is solvent – free. It has a high hydrolysis resistance.

Areas of Application

It is a high resistant, moisture insulation material. It can be applied on mortar, concrete, drywall or wooden walls in the below mentioned places: basement foundation walls, floor insulations, inside walls on ground floor etc.

Areas of Application

Surface must be clean, dry, solid and free from any kind of dirt that can adversely affect the adhesiveness. Surface must be cleaned from dirt, oils, organic substances and dust by the method of mechanical grinding. It is necessary to remove possible burrs on surface. Dust from any kind of loose surface pieces and grinding process must be thoroughly cleaned. The surface must not be washed with water. Temperature must be between 5°C and 35 °C during application and standby time for the best result. While low temperature causes the lengthening of the drying time, high temperature accelerates drying time. High humidity may affect final completion works. Polymex – 1023 must be applied with a roller, brush or airless spray until the surface is completely coated. After 2 -3 hours (no more than 4 hours) and while the first layer is in a condition of a little bit adhesive, Polymex – 1023 the second layer must be applied. If the moisture problem is serious and a high negative pressure is expected, it is necessary to apply the third layer. 12 hours after the application (no more than 36 hours), the surface must be coated with ordinary wall paint.

Technical Specifications

Color	Transparent, white, grey and yellow
Pot life	60 – 70 min
Mixing ratio A/B	4/1
Working temperature	Minimum 15C



Bitumen Modified 2K Polyurethane Liquid Insulation Membrane



Product Description

It is bitumen modified, two – component, Polyurethane – based, solvent – free, liquid insulation membrane.

Areas of Application

It provides a high adherence on the surface which it is applied in floor coating areas of buildings, roof and terrace, garages, basement levels, tunnels and underpasses, underground warehouses, joint linings of any kind of concrete structures. It has the feature of making bridge of shrinkage and cracks. It is resistant to plant roots in the soil, bacteria, alkali and salt acids. It is used as a moisture and water-proof insulation material.

Surface Preparation

It is necessary to clean any kind of oil, dirt, rust, dust and loose concrete layers which will reduce the surface adherence. In case of necessity, it must be coated with Polymex recycled primer as a surface stripping layer.

Application

The product which is mixed must be applied on the surface within 45 minutes with a relevant brush, roller or airless spray. The 1st layer must be applied as a stripping layer in order to prevent air bubbles after the application of product on porous surfaces, then the 2nd layer must be applied after 2 hours. Water insulation material is a two – component, Polyurethane and Bitumen – based, liquid membrane, excellent single piece insulation material with an excellent resistant against flexibility 600% and resistant to acids and chemicals.

Technical Specifications

Color	Black – grey
Appearance	Mat – bright
Solid substance by weight	100
Density	1,40 gr/ cm ³
Consumption	may vary depending on the system and application surface
Package	20 kg A component + 4 kg B component: Totally 24 kg
Mixing ration	5/1
Pot life	45 minutes / 25°
Interstory application	12 hours / 25°
Application methods	Brush, roller, trowel or airless spray
Shelf life	2 years
Heat resistance	190°C
Bending strength	20 N/mm ²
Traction strength	1,9 N/mm ²
Elongation at break	600%
Shore A stiffness	45
Mechanical resistance	7 days/ 25°
Equipment cleaning	Polymex Polyurethane thinner

Terms of Application

You must avoid applying it in temperature below +08°C and above +35°C. It must not be applied on wet surfaces.



1025

POLYME^R

Polyurethane Injection Isolation



Product Description

Polymex Polyurethane Injection is a type of polymer. Its products are called as urethane. Polyurethane obtained from isocyanate and alcohol reaction, high resistant adhesives, and synthetic fiber are used in synthetic and other similar structures. Polymex Polyurethane Injection water insulation products are manufactured from Polyurethane materials.

How to Use

The product is applied with certain methods in the area with water leak for the purposes of preventing water leakages formed in cracks, joints and small and large gaps in concrete and natural structures. Expanding chemical as 10 - 40 times is used in coating cracks, flexible repair, solution of water leakage and leaks in the insulation of surface.

Product Features and Advantages

- It owns a high flexible structure in every air condition.
- It is an important solution in water insulation.
- Environmentally friendly, solvent – free
- It has the feature of adhesion in dry and wet floors.
- As it penetrates fast, it provides a rapid solution.
- It protects concrete, structure or if any, reinforcement from adverse effects of water and wet.
- In contrary to other insulation materials, its insulation prevents the existence of water inside concrete not a superficial

Application

- In all types of concrete and structures in a condition that will not interfere with the direction of the water in water leakage and leaks in all structures.
- In the insulation of each structure such as dams, hydroelectric power plants, swimming pools and similar water collecting structures
- It is used in floor, columns, beams and concrete curtain insulation which are not interfered from outside.

Points to be Considered

Polyurethane Injection System is based on the information of this data sheet, our knowledge and experience during the below mentioned edition. Knowledge and experiences are regularly improved. Please, pay attention to use the current version of this data sheet for this reason. Personal terms and conditions in individual cases are not taken into consideration in the identification of product usage in this data sheet. Please, for this reason, before the use of our product, make sure that it is applied in accordance with its designation. The application, use and processing of our product naturally take place outside our control possibilities. So, these cases are in your own responsibility as a result of processing achieved by our information appropriate for application technique. Any information in this data sheet doesn't provide any legal guarantee. It is clearly stated that we are responsible for the acquisition of product only within the terms and conditions of agreement. Polyurethane Injection System

How to Apply

It is applied in gaps and cracks in the areas which are subject to water infiltration.

The product gets stuck in the application area which is injected into concrete or structure with pressure machine or device.

Its adherence on wet surface is very high and fills pores in a solid form on all gaps against cracks. It is necessary to apply Polyurethane Injection in Polyurethane Injection risky structures.



“We fight against adverse effects of chemistry and sun rays; this makes us responsive

to environmental protection”.

Series 2000 UV Resistant Paints

POLYME



We are sensitive...

UV Fireproof Paint



Product Description

It is fire – resistant due to synthetic and silicone resin – based, antimony trioxide special resin additives. It is applied safely on surfaces contacting with high temperature. It is used in painting chimney, furnace and motor surfaces. It is necessary to clean newly applied surfaces thoroughly. If the second layer is applied over the first thin layer, a good result will be achieved. It is fire resistant up to 600 °C.

Product Features and Advantages

It provides an excellent adhesion on concrete and wooden surfaces. It doesn't cause cracking, outpouring, and swelling. It is used in all types of walls and wooden surfaces of inside parts of buildings.

Areas of Application

It is especially used in the places where there are high fire risk such as fire stairs, hospitals, schools and airports as 2 layers. When the fire or heat source contacts with Polymex – 2001, the film prevents heat and mass transfer to main bottom layer. The fire ends together with the completion of burning materials. It does not carry flame in any case. When a product which is burned for 5 minutes during fire painted with Polymex – 2001 for 5 minutes, this period takes 3 – 4 hours.

Packing

It is 12 months in an original and unopened package in a dry and dehydrated place.

Technical Specifications

Color	Metalic aluminum, black, white, grey and any color
Brightness	Semi – mat, mat or bright
Binding agent	Synthetic and silicone resin – based
Density	1,30 – 1,45 gr/ ml (may vary according to colors)
Solid material	960 in volume
Dry film thickness	30 microns
Theoretical coating capacity	10,8 m ² /t
Practical coating capacity	7,3 – 7,5 m ² / t
Viscosity	550s 20°C (DIN 4)
Application temperature limits	5 – 80 degree
Paint thinner	Silicone thinner or rapid thinner
Temperature res.	600 C (if desired, temperature can be increased)
Storage time	12 months
Dry time	First dry: 1 -2 hours Second dry: 2 hours Complete dry: 24 hours

Application

The surface on which Polymex – 2001 will be applied must be cleaned from wet, dirt, rust and old paint residues and sandpapered. Ready to use and it must be applied in the form of layers. There must be at least 2 hours between layers. The temperature of surfaces on which it will be applied must be above +5 C.

Packing

In tins of 15, 20, 25 and 30 kg.



Heat Resistant UV Fireproof Paint



Product Description

It is fire – resistant due to synthetic and silicone resin – based, antimony trioxide special resin additives. It is made of high resistant pure silicone resins and it is a protective topcoat, heat resistant fireproof paint.

Areas of Application

It is especially used in the places with a high temperature contact. It is used to paint chimney, furnace and motor surfaces. It is used in concrete surfaces, sheet surfaces, concrete chimneys, humid places, OSB hardboards and wood coatings. It is necessary to thoroughly clean the newly applied surfaces. If the second layer is applied over the first thin layer, a good result will be achieved. It is used as a heat resistant, fireproof paint in fire stairs which are not in direct contact with flame, metal chimney and stove, exhausts, steam and hot water pots.

Application and Warnings

The method of application is implemented by spraying (1.8 mm diameter nozzle pistol). It can be thinned with oven thinner. Thinning ratio is 5- 8% in the first layers, 3% in the second layer. Application viscosity is 18 – 20 s (20 °C). Application conditions: air relative humidity must be at most 80%, ambient temperature 5 – 30°C and the temperature of surface – least +5°C. Masks must be worn in the applications implemented in closed places and the area must be regularly ventilated during the application. The surfaces are metal surfaces which have passed preliminary preparations and been cleaned.

Technical Specifications

Color	Mat view metallic, silver, grey and black
Brightness	Semi – mat, mat or bright
Binding agent	Synthetic and silicone resin – based
Density	1.30 – 1.45 gr/ ml (may vary according to colors)
Solid material	% 52 – % 58 by weight (may vary according to colors)
Dry film thickness	
Theoretical coating capacity	30 microns
Viscosity	1.08 m2/t
Application temperature	55 ± 15s 20°C (DIN 4)
limits	5 – 80 degree
Paint thinner	Silicone thinner or rapid thinner
Temperature resistance	200°C (if desired, temperature can be increased)
Storage time	12 months
Dry time	First dry: 1 -2 hours Second dry: 2 hours Complete dry: 24 hours

Storage and Shelf Life

It must be protected in unopened original packages in cold and dry places. Its shelf life is 12 months in appropriate storage conditions. Opened packages must be prevented to take air and they must be tightly closed.

Packing

In packages of 15, 20, and 25 kg



Thermocools Heat Insulation Cover



Product Description

It is an Acrylic Copolymer, resin and water – based, single component, ready to use, flexible, white – grey – cream colored water insulation material which can easily be applied on any kind of floor and which is heat insulation material. It is compatible with the identification "FIRE RETARDANT COATINGS". It has 100% acrylic structure and low VOC value and water insulation and it can be used as exterior wall paint. It works as an invisible heat shield on the surfaces on which it is applied. Thus, it provides more comfortable environments in which heating and cooling costs are low on the surfaces on which it is applied. The product also helps the noise insulation and it is guaranteed against molding. It provides a smooth and flat surface and very good coating. It doesn't cause splash and its application is very easy. It has satin texture.

Areas of Application

It is especially used in vertical and horizontal applications in outdoor areas. It is recommended as a coating for roofs, metal structures and external walls. Asphalt, ceramic and concrete roofs, metal roofs, containers and metal structures. Outdoor walls, the areas where it is needed to make water insulation. Containers, fuel tanks, heating and cooling tools and warehouses. Inclined terrace balcony roofs, exterior wall insulation, olive brine plants, top and bottom ceramic tiles insulation, concrete zinc and precast chimney creeks, northern façade of buildings and silo warehouses, swimming pool insulation, basic basement isolation, tonnage drinking water tanks, spray bottom polyurethane and top polyurethane insulations, insulation of bath – room and wet areas.

Depolama ve Raf Ömrü

It must be protected in unopened original packages in cold and dry places. Its shelf life is 12 months in appropriate storage conditions. Opened packages must be prevented to take air and they must be tightly closed.

Technical Specifications

Color	Any color
Flexibility	600%
Density	1.40 gr/ml
Viscosity	Brush, roller viscosity, semi – fluid liquid
Equipment	Roller, brush, trowel, spatula
Ground temperature	5 – 35 C
Adhesive resistant	12 kg/ cm2
Dry time	First dry: 12 hours, second dry: 24 hours
Physical and chemical resistance	(Complete dry: 40 hours)
UV	It starts 7 days after the application. Resistant

Consumption

For water insulator of 1 mm dry film thickness:	1.50 kg/ m2
For water insulator of 1 mm wet film thickness:	1.4 kg/ m2
For water insulator thickness in gutters and streams:	2 kg/ m2
For water insulator in terrace and floors:	2.5 - kg/ m2
In coatings of exterior and interior walls	750 gr/ m2

Packing

In packages of 15, 20, and 25 kg



2016

POLYME^X

Heat Resistant UV Fireproof Paint



Product Description

P – 2016 – is a heat resistant, silicone based topcoat with high physical strength and heat resistance, in the appearance of semi – mat. Fireproof paint is resistant against fire due to synthetic and silicone special resin – based additions.

Features

P – 2016 – Heat resistant UV fireproof paint provides an excellent adhesion on concrete and wooden surfaces. It doesn't cause cracking, outpouring, and swelling. It is used in all types of walls and wooden surfaces of inside parts of buildings. It is especially used in fire stairs, industrial pipe plants, underground and surface plants without a need for anticorrosion. It is used in the places where there are high fire risk such as steel structures, hospitals, schools and airports as 2 layers. When the fire or heat source contacts with Polymex – 2016, the film prevents heat and mass transfer to main bottom layer. The fire ends together with the completion of burning materials. It does not carry flame in any case. When a product which is burned for 5 minutes during fire painted with Polymex – 2016 for 5 minutes, this period takes 3 – 4 hours.

Areas of Application

P – 2016 - Heat resistant UV fireproof paint is applied in the places with a high temperature contact. It is used to paint chimney, furnace and motor surfaces. It is necessary to thoroughly clean the newly applied surfaces. If the second layer is applied over the first thin layer, a good result will be achieved. It can be easily used in all types of metal surfaces due to its specific design. P – 2016 - UV fireproof paint is heat resistant up to 600 C and 1600 C. The air temperature must be between 5 and 50C, the temperature of surface on which it will be applied must be between 10C and 30C and relative humidity must be <85%. Color: Black, silver, grey, white.

Dry Time

Dry time: (20 – 23 C) – First dry: 1 hour – Second layer application : - 2 hours
Complete solidification: 24 hours

Technical Specifications

Color	Metallic aluminum, black, white, grey and any color
Brightness	Semi - mat, mat or bright
Binding agent	Synthetic and silicone resin - based
Viscosity (23C)	550 s
Solid material (in volume)	% 80
Dry film thickness of UV fireproof paint	60 microns
Theoretical coating capacity	8 m ² /t
Practical coating capacity	7.3 – 7.5 m ² /t
Application temperature limits	5 – 80 degree
Fireproof paint thinner	Silicone thinner or rapid thinner
Temperature resistance	up to 600 C (if desired, temperature can be increased)
Storage time	12 months
Dry time	First dry: 1 - 2 hours
Surface preparation	Second dry: 2 hours Complete dry: 24 hours
	Sandblasting is done on the 3rd level of surface.

Application

The surface on which P – 2016 - Heat resistant UV fireproof paint can be directly applied on wet, rusty surfaces with old paint residues. It must be cleaned from wet, dirt, rust and old paint residues and sandpapered. If the ideal solution, sandblasting is done, it is the best solution. Ready to use and it must be applied in the form of layers. There must be at least 2 hours between layers. The temperature of surfaces on which it will be applied must be above +5 C.

Packing

In tins of 10, 20, and 25 kg.



Electrochemistry studies the relations between electrical and chemical changes. As a result of many self-formed chemical reactions, electric current is formed



“We change the relation between fire and burning, it makes us sensitive to incombustibility

demand of materials”


Series 2000 Fireproof Paints

We are sensitive...

POLYME^RX



Spray Polyurethane Foam Waterproofing Paint



Product Description

It is used for the purposes of UV insulation on spray polyurethane foam.

Product Features and Advantages

Ready to use. It provides a high adherence. Easy and fast to apply. It can be applied with a roller, brush and airless spray. (It can be used in pouring). It owns the feature to coat cracks. It provides seamless monolithic application. It coats the floor as monolithic and overall. It provides water vapor permeability.

Application and Warnings

Surfaces must be solid, dry and free from chemicals. Humidity must not exceed 5%. It must be applied 2 layers on the prepared surfaces. It must be necessarily coated with a primer for long-term. Double layer insulation paint must be applied together with a primer. Polymex single component insulation application can be implemented after the preparation of surface. It is recommended to mix the material with a mixer with low speed (300 cycle/min) when the material stored at ambient temperature is opened until it becomes homogeneous. Then, the material is applied in a homogeneous form on the surfaces coated with airless gun or short piled roller. 0.6 kg of material is applied on each layer on average. The second layer shall be applied after 8 hours.

Packing

It can be supplied with a set of 15 kg and 21 kg, 30 kg drums or in desired weight.

Attention

Store in well ventilated closed places, wear masks and gloves, don't touch directly and inhale the vapor, keep away from open ignition sources.

Technical Specifications

Color	White, grey and any color
Brightness	Bright or mat
Binding agent	Polyurethane resin
Flash point	-30 °C / 90 °C
Application temperature	10 - 35 °C
Density (20 °C)	1.2 gr/ml
Solid substance in volume	100%
Dry/ wet film thickness	650/ 750 microns film thickness
Practical coating capacity	1.2 kg / m ²
Application temperature limits	-5 °C / +35 °C
Temperature resistance	90 °C
UV	Resistant
Application method	Brush, roller, spatula and airless spray
Pot life	About 5 hours
Mixing ratio	Single component

Areas of Application

12 months in unopened original packages in cold and dry places.

Areas of Application

It is applied on aternit, sheet metal, membrane etc. It can also be used for different insulation aims. In old and new terraces, roof, and roof creeks. It is polyurethane based, water insulation material with the features of high flexibility and resistance to UV lights. It is also used on spray polyurethane foam for the purposes of insulation and paint. And also, It is used in dilatations. It is used for the purposes of insulation in top and bottom tiles.



2004

POLYME^R

Single Component Road Marking Paint



Product Description

It is a topcoat chlorinated rubber modified, alkyd – resin based road marking paint which becomes dry very fast.

Product Features and Advantages

It has high adhesive and impact resistance, it is flexible and can rapidly become dry. It doesn't change color over time. It makes easy the night vision due to pigment. Ready to use. It provides high adherence. Easy and fast to use. It can be applied with a roller, brush or airless spray. It has the feature to close cracks. It provides seamless monolithic application. It closes the floor as monolithic and overall. It provides water vapor permeability.

Application and Warnings

Surfaces must be solid, dry and free from chemicals. Humidity must not exceed 5%. It must be applied 2 layers on the prepared surfaces. It must be necessarily coated with a primer for long – term. Double layer insulation paint must be applied together with a primer. Polymex single component insulation application can be implemented after the preparation of surface. It is recommended to mix the material with a mixer with low speed (300 cycle/ min) when the material stored at ambient temperature is opened until it becomes homogeneous. Then, the material is applied in a homogeneous form on the surfaces coated with airless gun or short piled roller. 0.6 kg of material is applied on each layer on average. The second layer shall be applied after 8 hours.

Storage and Shelf Life

2 years in unopened and original packages in cold and dry places.

Technical Specifications

Renk	Beyaz, gri veya istenilen renk
Parlaklık	Parlak veya Mat
Bağlayıcı Madde	Alkil Reçine
Parlama Noktası	-30 °C / 90
Uygulama Isısı	5-45 °C
Yoğunluk (20 °C)	1,1 gr/ml
Hacimsel Katı Madde	100%
Kuru / Yaş Film Kalınlığı	250 / 350 mikron film kalınlık
Pratik kaplama kapasitesi	3-4 m ² /kg
Kuruma (25 °C)	İlk kuruma 30 – 45 dakika
Tatbik ısı limitleri	-5 °C / +45 °C
Isı Mukavemeti	90 °C
UV	Dayanıktır.
Tatbik şekli	Fırça, Rulo, Çelik mala, Airless
Karışım ömrü	Yaklaşık 5 saat
Karışım Oranı	Tok Bileşeni

Areas of Application

In old and new terraces, roof gutters, balcony wet volumes, basement walls, water reservoirs etc. places, swimming pool insulation and large glass dilations, ceramic top and ceramic bottom insulations.

Attention

Store in well ventilated closed places, wear masks and gloves, don't touch directly and inhale the vapor, keep away from open ignition sources.



PU Aliphatic Topcoat Paint



Product Description

It is a Polyurethane/ Acrylic - Aliphatic based, two component, topcoat Aliphatic paint. Polyurethane topcoat Aliphatic paint.

Product Features and Advantages

It protects brightness. It protects color stability in any kind of weather conditions. It is highly resistant against scratch. Two component, flexible, highly resistant to corrosion and scratch, resistant to chemicals, without color fading, resistant to adverse weather conditions, Polyaspartic Aliphatic coating material is formed from Aliphatic insulation polymer and amine finisher resin. UV Aliphatic paint consumption is 200 – 250 m².

Flexibility (elongation at break): 30%

Tensile strength: 19Mpa ASTM D – 638 S

Shore D: 65 + 5 ISO 868 – 2003

Areas of Application

Polyurethane aliphatic topcoat paint is applied on polyurethane based floor coating and insulation products in order to protect color stability (on polyurethane floor and insulation coatings). It is applied in factories, warehouses, garages, hangars, dairy factories and industrial floors, concrete surfaces that need mechanical resistance and in all areas requiring hygiene.

Application

Polyurethane aliphatic topcoat paint must be mixed in a proper ratio (4:1) in a homogenous form and applied as a thin layer, its coating capacity is high. It can be applied by a brush, roller, air or airless pump as electrostatically.

Technical Specifications

Brightness	Bright, mat or semi - mat
Density	1,1 – 1,2 gr/ ml
Mixing ratio	A/B : 4/1
Pot life (200 gr, 20 °C)	6-8 hours
Application	Immersion, air or airless spray
Consumption	10 – 12 m ² /lt (35 microns film thickness)
Application viscosity (din 4cup, 20° C)	18 – 25 s
Powder dry (20°C)	20 minutes
Installation dry (20°C)	8 hours
Oven dry (80°C)	30 minutes
Flame temperature	>21 °C

Attention

Store in well ventilated closed places, wear masks and gloves, don't touch directly and inhale the vapor, keep away from open ignition sources.

Storage and Shelf Life

24 months in dry and cold places

Packing

In a form of sets of 20 kg.



2007

POLYME^R

Insulation Paint For Pools



Product Description

It is a polyurethane resin based, two- component, ready to use, flexible and easy to apply in any kind of floor, blue and white pool insulation paint.

Product Features and Advantages

Polymex - 2007; is a dual - component, blue - white, polyurethane resin based, pool paint. It is not affected by water and water pressure. Polymex - 2007 is quite suitable product to be used if ceramic is not applied in swimming pools, decorative pools which are newly built. It gives a homogenous white and blue appearance on the surface. It is flexible, it doesn't crack, and swell. It is not affected by UV lights and pool chemicals. It is highly resistant to alkali and chlorine. Its color doesn't fade over time, it is indefectible and anti - corrosive under water. It doesn't make algae, bacteria on surfaces and it is anti - static and anti - bacterial. Its workmanship is quite easy and economic.

Areas of Application

In swimming pools and ponds, on concrete, plaster and stalk surfaces, decorative pools, ponds, dams, water channels, processing and balance tanks, production facilities, top and bottom tile insulations, water insulation of terrace roofs, artificial ponds and water playgrounds.

Storage and Shelf Life

2 years in unopened and original package in dry and cool place.

Teknik Technical Specifications

Color	Any color
% extension	150%
Density	1.25 gr/ml
Viscosity (20 °C)	1500 - 2000 mPas
Consistency	Brush - roller, fluid liquid
Solid substance	98%
Equipment	Roller, brush, trowel, airless spares
Floor heat	+7 °C / + 120 °C
Adhesion resistance	12 kgf/ cm ²
Dry time	Frist dry for 2 hours
Resistance	Starts after 7 days
UV	Resistant
Flash point	Minimum 38 °C
Mixture ratio	A/B : 4/1

Consumption

For water insulator of 1 mm dry film thickness:	1.30 kg/m ²
For water insulator of 1 mm wet film thickness:	1.20 kg/m ²
For water insulator thickness. In gutters and streams:	2 kg/m ²
For water insulator in terrace and floors:	2.5 kg/m ²

Attention

Mix it before use until it becomes homogenous condition. Make application between +5 - 30°C . Protect the product from freezing and hot water.

Packing

In a form of sets of 20, 25 and 31 kg.



Tennis Court Paint



Product Description

Acrylic resin – based, especially improved tennis court paint.

Product Features and Advantages

Tennis court paint has excellent coverage and compatibility. It integrates with the surface on which it is applied. It is easily applied. Wear resistance property of tennis court paint has been improved. For this reason, it is appropriate for the use in mineral based, open game platforms. Tennis court paint is not affected by water, it ensures the fast dehydration of water after rainy weather. Its color doesn't fade, it doesn't make cracks and swelling. Tennis court paint absolutely doesn't make fading and yellowing. It is water based which doesn't cause cracks and swelling, it is environmentally and health friendly.

Areas of Application

Tennis court paint can be used for the purposes of protection, decoration and marking in any kind of mineral based game platform. It can be used in tennis court of sites and hotels, basketball and volleyball fields, walking or bike paths, pavement and parquet marking.

Application

Surfaces on which Tennis court paint is to be applied must be dry and solid and cleaned from dirt, oil and dust. Polymex – 2009 must be applied as a primer being thinned in the ratio of 1:1 in order to control surface adhesion. 4 -6 hours after the application of primer coating, the application of main layer must be implemented. Tennis court paint is thinned with 10% water and must be applied in two layers. The application can be implemented with a roller or brush. The area on which the application is implemented must be closed for the usage. The area on which the application has been implemented must not be used for 3 days, and necessarily protected from physical or chemical effects. All means and tools used during the application must be cleaned with water.

Technical Specifications

Appearance	Silk mat
Tennis court paint	White, oxide green and oxide red
Viscosity (25 C)	115 - 125 KU
Consumption	7m ² / lt single layer
The number of layers to be applied	2
Dry time	4 -6 hours
Tennis Court Paint Dry Time	24 hours
Flare Point	190C
Tennis court paint complete dry	1 year in original package, room temperature
Flash point	In buckets of 25, 30, 50 kg

Storage and Shelf Life

2 years in unopened packages in cold and dry place.

Packing

As a set of 20, 25 and 32 kg



PU Aliphatic UV Topcoat Paint



Product Description

Polymex – 2010 is a thermoplastic, acrylic, resin based, single component, mat, solvent based, cold applied road marking paint.

Product Features and Advantages

It has the features air drying, excellent adhesion and not getting yellowish or fading. It has high flexibility and excellent wear resistance. It has very fast dry feature and it is a road marking paint with high resistance against chemicals and salt.

Areas of Application

It is used to close road bordures involved in road transport. It is applied to regulate the traffic flow.

Attention

Store in well ventilated closed places, wear masks and gloves, don't touch directly and inhale the vapor, keep away from open ignition sources.

Storage and Shelf Life

24 month in dry and cold places

Technical Specifications

Colors	White, yellow, black and grey
pH value	It cannot be measured, as it is not ionic
Final appearance	Mat
Flash point	23C
Density	1,40 ± 0,02
Dry time	About 20 minutes in 23 C
	Class UV1 0.05 for white and yellow
	Class BR2 0.05 for white and yellow
	In a single layer in the application of 300 microns
Aging values in UV	95% for white, 90% for yellow
Throwing up resistance values	Compatible with ASTM D 562 standard
Covering quality	The above mentioned values
Viscosity	
Attention	is valid for the application implemented in temperature of 15 – 20 C and 70% relative humidity and ideal ventilation in tins of 18, 20, 25 kg

Packing

As a set of 20 kg.



2012

POLYME^R

PU Double Component UV Road Marking Paint



Product Description

Hava kurumalı, yapışma özelliği mükemmel ve sararmama özelliğine sahip yüksek esneklik ve mükemmel aşınma direnci olan, Çok hızlı kuruma Özelliğine sahip, tuz ve kimyasallara karşı yüksek mukavemet gösterir.

Product Description

It has the features air drying, excellent adhesion and not getting yellowish or fading. It has high flexibility and excellent wear resistance. It has very fast dry feature and it is a road marking paint with high resistance against chemicals and salt.

Areas of Application

It is used to regulate the traffic flow in road bordures involved in road transport.

Attention

Store in well ventilated closed places, wear masks and gloves, don't touch directly and inhale the vapor, keep away from open ignition sources.

Technical Specifications

Colors	White, yellow, black and grey
pH value	It cannot be measured, as it is not ionic
Final appearance	Mat - bright
Flash point	190 C
Theoretical mixing ratio	It is added in the A component immediately before the application related to weather temperature in the ratio of hardener: A: 1.60 ± 0.02 gr/ ml B: 1.20 ± 0.02 gr/ml About 20 minutes in 23 C
Density	Class UV1 0.05 for white and yellow Class BR2 0.05 for white and yellow
Dry time	In the application of 300 microns
Aging values in UV	95% for white, 90% for yellow in a single layer
Throwing up resistance values	Compatible with AST D 562 standard
Covering quality	In tins of 18, 20, 25 kg
Viscosity	About 1 year in unopened packages and cold place

Storage and Shelf Life

24 month in dry and cold places

Packing

As a set of 20 kg.



Nejat Ferit Eczacıbaşı is a Turkish chemist and industrialist among the founders of pharmaceutical industry in Turkey.



Epoxy Iron and Metal Paint



Product Description

Epoxy Iron and Metal Paint is an epoxy and resin mixture combined with natural mineral fillers and additives, colored with pigments. It is an Epoxy, resin based, single component Epoxy Iron and Metal Paint which is resistant to heavy duty and chemicals which can be applied on concrete, metal, wood, plaster and cast surfaces.

Areas of Application

It is used in indoor and outdoor places, regularly wet places, areas where chemicals are used, food factories, laboratories, parking, tile, ceramic, granite ceramic, mosaic, glass mosaic and porcelain like products. It is also appropriate for wall, ceiling and floors.

Application

It is Polymex single component epoxy iron paint. It is mixed slowly being prepared in the proportional made of resin. Mixing is continued until obtaining the color of product as a single color, homogenous mixture. Opened tins must be completed within 3 hours which have been started for application.

Properties

Water resistant. Resistant to chemicals and bacteria. Resistant to freezing. It is long term, its color doesn't fade. Hygienic, and appropriate for cleaning.

Storage and Shelf Life

2 years in unopened and original packaging in cold and dry places.

Technical Specifications

Color	Any color
Brightness	Bright or mat (optional)
Binding agent	Epoxy resin
Time for walking	You may walk on it after 10 hours.
	1.20 gr/ cm ²
	60 min, it may vary depending on temperature
Wet density	-20C - + 120 C
Application time	2 hours (completely dry 8 hours)
Solidification	It doesn't have any adverse environmental impact
Temperature - heat resistance	>4 MPa (concrete rupture)
Dry time	45 kg/cm ² (DIN 535504)
Environmental impact	30 kg kg/cm ² (DIN 53504)
Adherence resistance	It must be stored for 2 months above + 5C
Bending strength	It is resistant to UV lights

Packing

10 kg, 20 kg, 25 kg or in any weight

Attention

Wear rubber gloves and working glasses in order to protect your face and eyes while implementing the application and mixture. Especially, eyes must be protected carefully. In case of contact with eye, wash with a plenty of water for 15 minutes and immediately consult doctor. Keep away from food products and children.



Solvent Based Epoxy Iron and Metal Paint



Product Description

Solvent Based Epoxy Iron and Metal Paint. It is Solvent Based Epoxy Iron and Metal Paint which is an epoxy and resin based, two component resistant to normal and heavy duty and chemicals which can be applied on concrete, metal, wood, plaster and cast surfaces.

Areas of Application

Solvent Based Epoxy Iron and Metal Paint is used in indoor and outdoor places, metal areas, the areas where chemicals are used, food factories, laboratories, parking, tile, ceramic, granite ceramic, mosaic, glass mosaic and porcelain like products. It is also appropriate for wall, ceiling and floors.

Application

Solvent Based Epoxy Iron and Metal Paint is a two component product. It is mixed slowly being prepared by adding B component into A component until obtaining the color of product as a single color, homogenous mixture. If it is applied with a velvet roller, there is less fluctuation. The second layer is applied within at least 12 hours and no more than 36 hours. It has full resistance after 7 days.

Properties

Solvent Based Epoxy Iron and Metal Paint is water resistant. Resistant to chemicals and bacteria. Resistant to freezing. It is long term, its color doesn't fade. Hygienic, and appropriate for cleaning.

Packing

10 kg, 20 kg, 25 kg or in any weight

Technical Specifications

RENK	Istenilen renk
Parlaklık	Parlak veya Mat (Isteğe göre)
Bağlayıcı madde	Epoksi Reçine Ve Sertleştirici
Yürünebilme Süresi	12. saat sonra üzerinde gezilir.
Islak Yoğunluğu	1,25 gr/cm ²
	45 dak. Sıcaklığa göre değişir.
	25C / +40C ısısında 60 dakika
	-20°C - +120°C
Uygulama süresi	4 saat (tam kuruma 12 saat)
Katılma başlangıcı	Çevreye olumsuz etkisi yok
Sıcaklık ısı dayanıklılığı	>4 MPa (Beton kopması)
Kuruma süresi	45 Kg/cm ² (DIN 53504)-
Çevreye uyum	30Kg/cm ² (DIN 53504)
Yapışma Çekme Mukavemeti	±5 °C'nin üzerinde saklanmalıdır
Eğilme ve gerilme mukavemeti	UV ışınlarına Dayanıklısıdır.

Storage and Shelf Life

2 years in unopened and original packaging in cold and dry places.

Attention

Wear rubber gloves and working glasses in order to protect your face and eyes while implementing the application and mixture. Especially, eyes must be protected carefully. In case of contact with eye, wash with a plenty of water for 15 minutes and immediately consult doctor. Keep away from food products and children.



Water based Acrylic Road Marking Paint



Product Description

Water based Cold Road Marking Paint is an Acrylic emulsion based, mat, water based road marking paint. It is Water based Cold Road Marking Paint processed from Water based Acrylic Resine.

Properties

As it is water based, it doesn't smell, and it is not harmful for environment and people with its VOC (volatile organic compounds). It is safe. It can be applied in normal temperatures, it is flame-proof. It adheres excellently on bitumen hot mixture, bitumen cold mixture, concrete, wet surfaces and any kind of old painted road marking. The glass beads applied on it provides better night visibility. It is resistant to corrosion and long term. It is not necessary to remove the old marking before the application. If necessary, the application can be suspended and continued later. Its waste is less, the used tools can be easily cleaned and thinner is not needed. It is necessary to take measures in relation to the application of water based cold road marking Paint: by marking axis and side signs, automatically sprinkling glass beads on markings and preventing the movement of vehicles on marking until its gets dry.

Technical Properties

(23 C and 50% relative humidity)
 General information:
 Colors: White and yellow
 Structure: Acrylic emulsion based
 Thinner: water
 Density: About 1.65 gr/ cm³

Technical Specifications

Application temperature: (+5C) – (+35C)
 Dry time: Time for being ready for the movement of vehicles: 10 minutes
 Lower temperature and higher relative humidity may prolong the dry time.
 Bottom drying time (ASTM D 1640): ≤40 minutes
 Consumption: Average 0.350 lt/m² in a single layer depending on surface roughness and adhesion.
 Application tools: Road marking tools for water based paints, brush, roller, spray gun.

Areas of Application

It is used in traffic marking lines in roads, sidewalks, pedestrian crossings, parking, airport etc.

Warnings

S2 Keep out of children's reach.
 S24/25 Avoid eye and skin contact.
 S46 In case of swallowing, immediately consult a doctor.

Warnings

It must be stored in unopened packaging between 5 – 35°C.

Packing

In plastic buckets of 10kg, 15kg and 20 kg.

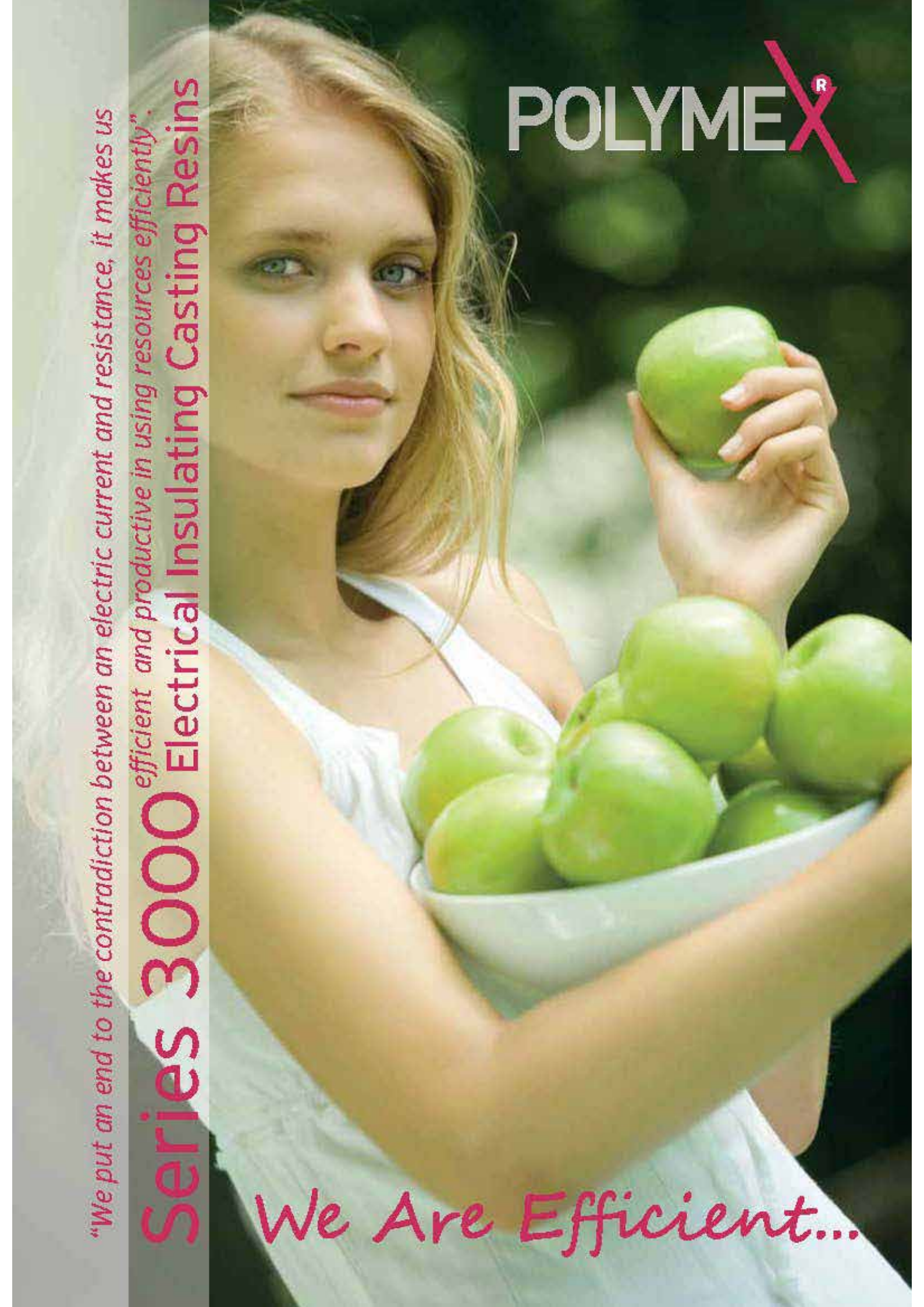


“We put an end to the contradiction between an electric current and resistance, it makes us efficient and productive in using resources efficiently”.

Series 3000 Electrical Insulating Casting Resins

POLYME^RX

We Are Efficient...



Poliüretan Protolin



Product Description

It is a two – component, solvent – free, polyurethane based, electrical insulation and cast resin.

Areas of Application

It is used in the insulation of cable heads, additional exemption and end fittings in the industry of electrical cables. It is a cast resin used in submersible pumps, aquarium filters and motor to prevent electrical components from water. It prevents the vibration in pumps. It is used in fuse and mold manufacturing and separate LED bars, and FR modulators are used. It is used in electronic and electrical systems. It is also used for the purpose of insulation in surface and underground electrical, high tension connection systems.

Application and Warnings

The surface must be dry and clean. It must be cleaned from oil, dirt, rust and cracks. Attention must be paid to surface and ambient temperatures to be min. 8C and max. 30C during the application. Package must not be kept under sun, it must necessarily be protected from freezing and humidity, and also an external product must be added. Polymex – 3002: B component is added to A component. It is mixed until obtaining a homogenous mixture. The surface or place must be cleaned from oil, dirt, rust and cracks. The prepared mixture must be applied between 30 and 40 minutes. If the material is not used completely, the material must be used by weighing for 3/1 ration written in the label.

Technical Specifications

Color	Cream, ceramic, or any color
Brightness	Bright or mat (optional)
Flash point	It doesn't shine. It is solvent free.
Curing	25 minutes or any time
Application temperature	First dry: 1 hour, last dry: 4 hours
Dry	5 - 35 C
Density (20C)	A= 1,43 ± 0,1 B:1,22 ± 0,05
Mixing ratio	A/B : 5/1
Binding agent	Polyurethane resin
Temperature resistance	-45/ + 280 C
Application form	Cast, roller, trowel, airless spray

Features

It is resistant to corrosion, acid and alkali and other chemical and corrosive substances. It becomes harder in low temperatures without showing an important volume change. The dry time can be short due to catalytics. It is absolutely solvent free.

Packing

As a set of 20, 28 and 40 kg.

Storage and Shelf Life

Storage time is 2 years in normal conditions (+20C) if it is stored in dry places and without being opened. The manufacture date is written on the label. Packages must be stored upright.

Polyurethane Electrical Insulating Casting Resin



Product Description

It is a two – component, solvent – free, polyurethane based, electrical insulation and cast resin.

Areas of Application

It is used for the purpose of the insulation of AG and OG cable in the industry of electrical cables. It is resistant to 36 thousand Volt electricity. It is used in the insulation of cable heads, additional exemption and end fittings. It is used in in submersible pumps, and aquarium filters and motor to prevent electrical components from water. It prevents the vibration in pumps.

Application

The surface must be dry and clean. It must be cleaned from oil, dirt, rust and cracks. Attention must be paid to surface and ambient temperatures to be min. 8C and max. 30C during the application. Package must not be kept under sun, it must necessarily be protected from freezing and humidity, and also an external product must be added. Polymex – 3003: B component is added to A component. It is mixed until obtaining a homogenous mixture. The surface or place must be cleaned from oil, dirt, rust and cracks. The prepared mixture must be applied between 30 and 40 minutes. If the material is not used completely, the material must be used by weighing for 3/1 ration written in the label.

Packing

As a set of 20, 28 and 40 kg.

Technical Specifications

Color	Krem, kiremit, siyah, yeşil ve istenilen renk
Brightness	Parlak veya mat
Flash point	Parlama yapmaz. Solventsizdir.
Application temperature	5-35°C
Density (20°C)	A=1.43±0.1 B: 1.22±0.05
Pot life (20°C)	30-40 dakika
Mixing ratio	A/B:3/1
Binding agent	Poliüretan Reçine
Temperature resistance	-45/ +280°C
% extension	35
Dry time	İlk kuruma:1 saat son kuruma:4 saat
Application form	Dökme, rulo, mala, Airless

Features

It is resistant to corrosion, acid and alkali and other chemical and corrosive substances. It becomes harder in low temperatures without showing an important volume change. The dry time can be short due to catalytics. It is absolutely solvent free.

Storage and Shelf Life

Storage time is 2 years in normal conditions (+20°C) if it is stored in dry places and without being opened. The manufacture date is written on the label. Packages must be stored upright



3013

POLYME^RX

Protolin Transparent



Product Description

Polymex – 3013 is a two – component, solvent – free, hard or flexible, polyurethane based excellent adhesive and insulation material.

Areas of Application

Polymex – 3013 is used for the purpose of the insulation of AG and OG cable, integrated circuits, coil windings, and leakage fillings. It can be easily used in electrical sector without hesitation and underground and surface cable system connections and special transformer manufactures. Polymex – 3003 is used to insulate additional places if it is necessary to make additions in low and medium tension cables. It is also used in different application of electricity. It is resistant to 36 thousand Volt electricity.

Application

The surface must be cleaned from oil, dirt, rust and cracks and must be dry. Polymex – 3013 is applied by casting or with a roller or machine. If it is applied by hand, you should absolutely wear gloves, as it will be very difficult to clean this material from your hand. Polymex – 3013 is an excellent insulation and filler material for electricity sector. B component is added to A component. It is mixed with a mixer and brought to a condition ready to use until there is no any color difference. The prepared mixture must be used within 45 – 50 minutes.

Storage and Shelf Life

Storage time is 2 years in normal conditions (+20C) if it is stored in dry places and without being opened. The manufacture date is written on the label. Packages must be stored upright.

Teknik Technical Specifications

Color	Transparent, grey or any color
Brightness	Bright or mat
Shore A	75 – 80
Flash point	It doesn't shine. It is solvent free.
Curing	25 minutes or any time
Application temperature	10 – 35 °C
Density (20 °C)	A = 1,23 ± 0,1 B: 1,2 ± 0,05
Mixing ratio	A/B : 5/1
Binding agent	Polyurethane resin
Dry	Frist dry: 2 hours final dry: 4 hours
Traction strength	29 Mpa

Electrical Resistivity Measurements

Polymex – 3013; the volume resistivity of the sample plate produced by using polyurethane product was conducted according to the basis of standard TS 2734 (Resistivity measurement of conductive and anti – static resins). The test was conducted at HIGH voltage laboratory. The resistance of sample as a result of measurement conducted on a plate in the dimension of 380 x 330 mm and in the thickness of 3 mm was expected to be > 945MQM. Cable additional insulation and casting.

Packing

As a set of 16, 21 and 32 kg.



Transparent Epoxy Casting Resin



Product Description

It is an Epoxy and resin – based, two – component, transparent epoxy casting resin with low viscosity. Transparent epoxy with two components and low viscosity is used in the electricity sector as a casting resin.

Features

It is transparent. For this reason, it can be used as a primer or topcoat on many surfaces. It can be applied in many sectors as it is transparent (electricity, souvenir). Polymex – 3023 – transparent floor coating can be used in floor coating and lamination coating works.

Areas of Application

Transparent Epoxy Casting Resin is used in the insulation of cable heads, additional exemption and end fittings in the industry of electrical cables. It is a cast resin used in submersible pumps, aquarium filters and motor to prevent electrical components from water. It prevents the vibration in pumps. It is used in fuse and mold manufacturing and separate LED bars, and FR modulators are used. It is used in electronic and electrical systems. It is also used for the purpose of insulation in surface and underground electrical, high tension connection systems. It is used as Transparent Casting Resin in water insulation, filling concrete and cracks in the electricity sector.

Preparation of Material

A and B components of Transparent Epoxy Casting Resin is slowly mixed with a mixer which have a slow cycle in proportional amount and it is continued until obtaining a homogenous mixture. In case of Polymex – 3023 - Transparent Casting Resin is not to be used completely, the mixing ratio must be used in less quantity.

Technical Specifications

Renk	Şeffaf
Yoğunluk	A: 1.15 gr/cm ³ B: 1.05 gr/cm ³
Alevlenme Noktası	180 ° C
Karışım Oranı	100 gr A, 60 gr B
Uygulama Süresi	45 dakika (+20 ° C' de)
Tam Mukavemet	7 gün
Ambalaj	15 kg-20.kg lık setler halinde
Raf Ömrü	Açılmamış orijinal ambalajında 12 ay (+5 ° C üstünde depolanmalı)

Security Precautions

Contact of Transparent Epoxy Casting Resin with face must be avoided; in case of contact, wash with a plenty of water and soap. Empty packages cannot be used as food storage containers. Avoid direct breathing, masks, glasses and gloves must be worn in accordance with chemical breathing. 3023 Transparent Epoxy Casting Resin

Floor Applications

Moving parts on Transparent Epoxy Casting Resin floor are removed. Dust, oil, rust and other substances are cleaned. Polymex 3023 Transparent Casting Resin fills the gaps and cracks are repaired by adding sufficient quartz sand. It is provided to have relative humidity less than 3%. In case of necessity, Polymex – 3023 – Transparent Casting Resin is applied. After 6 hours, Polymex – 3023 – Transparent Casting Resin is applied with a roller firstly in one direction.

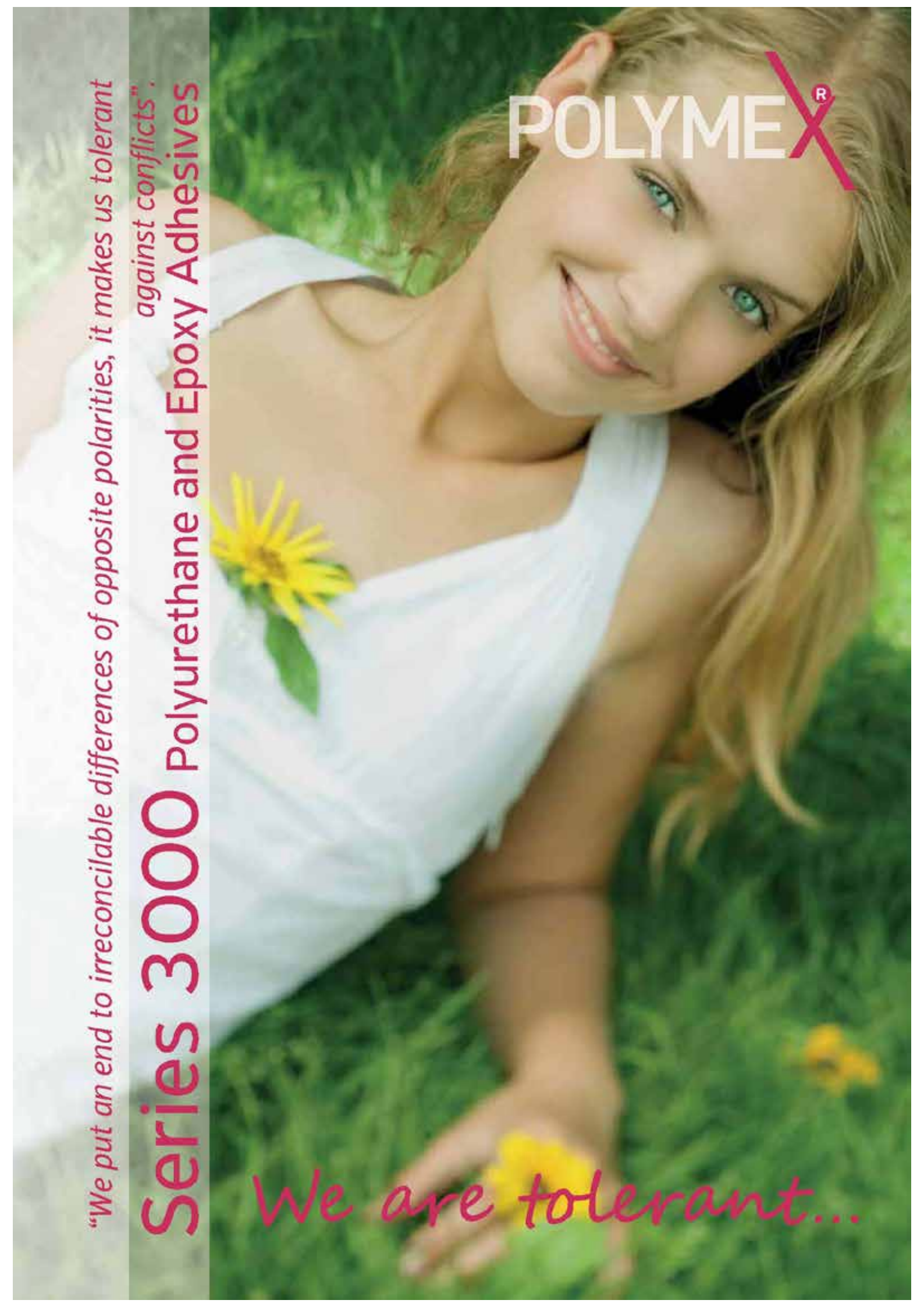


"We put an end to irreconcilable differences of opposite polarities, it makes us tolerant against conflicts".

Series 3000 Polyurethane and Epoxy Adhesives

POLYME^RX


We are tolerant...



3000

POLYME^R

Astroturf Adhesive



Product Description

It is a two - component, solvent free, polyurethane based, multipurpose Astroturf adhesive. It is used as adhesive in Astroturf floor coating.

Areas of Application

It is resistant to water, humidity, acid base, sea water, most chemicals and corrosive materials. It forms quite solid layer as a result of hardening. It is a polyurethane material with high adherence on the applied surface. It exceeds the extension and flexibility coefficients of the applied surface.

Areas of Application

It is a strong polyurethane adhesive in the adhesion of resin coatings, ceramic, granites on the surface; and in the adhesion of resin coatings on game and other floors and walls. Polymex 3000; gives better results in comparison with other adhesives in the adhesion of wood on concrete. As it is heat resistant polyurethane, it can be used in bottom heat floors. As it is affected by sunlight and water, its adhesive property takes 20 years. It is used in white goods property, top table production and adhesion of plastics on chipboard in different sector. It is used in the adhesion of plastics with emery papers stalkless and stalked sanders. It is applied on any kind of surfaces such as concrete, wood, metal and athernit except polyurethane and similar ones. It is an antibacterial and liquid-tight adhesive which is resistant to chemicals and blows.

Consumption

It is applied about 1 kg per m². Consumption may vary depending on the absorption of floor.

Technical Specifications

Color	Any color
Hardness Shore A	75 - 80
Binding agent	Polyurethane resin
Density	A component; 1,40 gr/ml B component 1,22 gr/ml
Mixing ratio	5/1 kg by weight
Application time (23°C)	Between 50 - 60 min
Hardening	25C / +40 C 45 min
Heat resistance	-40/ +280C
Curing (20°C)	12 hours
Environmental compliance	It doesn't have adverse environment
Tensile strength	30 kg/cm ² (DIN 53455)
Resistance to UV lights	It is resistant

Application and Warnings

A and B component is mixed slowly with a mixer until obtaining a homogenous mixture in the ratio of 5:1. The prepared mixture must be used between 45 - 55 minutes. Apply it with a trowel, roller or comb. Apply Polymex two component transparent coating before the application on damaged and wet surfaces. The surface on which it is applied must be flat, dry and clean. It must be cleaned from oil, dirt and cracks. Additional material must not be used. During application, ambient temperature must be paid attention if it is below 10C and above 30C.

Packing

As a set of 12, 24, 30 and 36 kg.



Filter Adhesive



Product Description

Solvent free, polyurethane Filter adhesive is a two – component, polyurethane adhesive which is formed from natural and pure polyols, rapid curing, resistant to chemicals and heat, not affected by antistatic atmospheric conditions. It is absolutely solvent – free.

Areas of Application

It is used any type of air, filter, diesel, hydraulic oil, metal steel, marble and automotive heavy machinery filter production. It is used in the adhesion of PVS, ABS plastic pieces in industrial sector, vacuum cleaner, compressor and other sectors.

Application and Warnings

The surface must be clean and dry. There shouldn't be oil, grease, water, dust and free particles on the surface. Humidity ratio of the products that must be stick must be max. 89%. A and B components of Polymex 3004 must be in contact with air in any form. As there is an excellent compatibility between A and B components of adhesive, the mixture application is implemented by hand or low pressure PU (polyurethane) machines. The best results of mixture are obtained in the ratio that we recommend with low pressure PU (polyurethane) machines. If component A waits for a long time, tank mixer in the applications implemented by PU machines must be in a working condition as it may cause to reduction. Apply to our technical service regarding to extending or decreasing the application time of mixture. Especially, by using low pressure PU machines, necessary modifications for Polymex – 3004 can be implemented for the production rate in adhesive applications.

Technical Specifications

Specifications	A component	B component
Density (25C) gr/ml	1.30 – 1.65	1.21 – 1.23
Viscosity (25C) mPas	3000 – 4000	170 – 300
Mixing ratio	5	1
Color	Cream, grey	Black
Pot life (25C) 125 gr A+ B d	25 – 35 min	
Contact time	35 – 45 min	
Hardening dry	40 – 45 min	
Shore D	80 – 85	

Product Features and Advantages

- Curing is fast.
- It is appropriate in the production of tape.
- High resistant to chemicals
- Excellent harmony and rapid mixture between two components
- Antibacterial
- Absolutely solvent – free

Shelf Life

Its shelf life is 2 years in original and unopened packages and in the storage temperature of 10 – 25C. protect A and B components from direct sunlight and moisture.

Packing

A component: plastic boxes or buckets of 30 kg.
B component: gallon cans of 6kg. if desired, it can be provided in (10 kg + 2 kg), (20 kg + 4 kg) and (25 kg + 5 kg) barrels.

3005

POLYME^RX

Polyurethane Filter Adhesive



POLYME^RX



POLYME^RX

Product Description

Polymex – 3005 is a two – component polyurethane adhesive formed from the mixture of natural and synthetic polyols, rapid curing with high heat resistance. It is solvent – free.

Areas of Application

It is used in the adhesion of PVS, ABS plastic pieces in industrial sector, vacuum cleaner, compressor and other sectors.

Product Features and Advantages

It is rapid curing. Its application It is appropriate in the production of tape. It has high resistant to chemicals. It has an excellent harmony and rapid mixture between two components.

Application Tools

It is recommended to apply Polymex – 3005 with a low pressure PU machines as it has very short curing time and pot life. (Note: the application time can be extended and decreased optionally).

Packing

Polymex – 3005 is provided as set of 25 kg and 30 kg in plastic containers and if desired, in barrel.

Packing

Its shelf life is 2 years in original and unopened packages and in the storage temperature of 10 – 25C. protect A and B components from direct sunlight and moisture.

Technical Specifications

Specifications	A Bileşeni	B component
Density (25C) gr/ml	1,55-1,65	1,21 – 1,23
Viscosity (25C) mPas	3000-4000	170 – 300
Mixing ratio	5	1
Color	Krem, grİ.	Black
Pot life (25C) 125 gr A+ B d	25-35 dakika	
Contact time	35-45 dakika	
Hardening dry	40-45 dakika	
Shore D	80-85	

Terms of Application

The surface must be clean and dry. There shouldn't be oil, grease, water, dust and free particles on the surface. Humidity ratio of the products that must be stick must be max. 8%. A and B components of Polymex 3005 must be in contact with air in any form. As there is an excellent compatibility between A and B components of adhesive, the mixture application is implemented by hand or low pressure PU (polyurethane) machines. The best results of mixture are obtained in the ratio that we recommend with low pressure PU (polyurethane) machines. If component A waits for a long time, tank mixer in the applications implemented by PU machines must be in a working condition as it may cause to reduction. Apply to our technical service regarding to extending or decreasing the application time of mixture. Especially, by using low pressure PU machines, necessary modifications for Polymex – 3005 can be implemented for the production rate in adhesive applications.

Roller Adhesive



Product Description

It was developed for the purpose of using in Polyurethane based roller or brush adhesive processing.

Product Features and Advantages

It is used on any kind of surfaces, in the insulation against water and chemicals, concrete, ethernite, wood, stone, any kind of metal structures, floor coating of factories and workshops, concrete surfaces, floor insulation, external and internal insulations, cold air warehouses, in the repair of joints, cracks and dilatation, floor coatings resistant to acid, alkali and other corrosive chemicals. It is an adhesive resistant to water, humidity and chemicals.

Areas of Application

- It protects from corrosion, resistant to alkali and base acids.
- It is not affected by fungi and bacteria.
- It provides safe application due to its being solvent free.
- As it is not affected by UV lights, it is resistant to sunlight.
- Its adherence is high according to the surface on which it is applied and it is resistant to aging.
- It is resistant to water, acidic water and salt solutions, grease and petrol, at the same time, it is impermeable.

Technical Specifications

Renk	Krem
Parlaklık	Parlak veya Mat
Bağlayıcı madde	Poliürotan Reçine
Uygulama Süresi	2-25 °C'de 45-50 Dakika
Karışım Oranı	A/B:5/1 Ağırlıkça
Yoğunluk (20 °C)	A Bileşeni: 1,4 gr/ml B Bileşeni: 1,20 gr/ml
Katılaşma Başlangıcı	25-40 °C'de 45 Dakika
Kuruma Süresi	8 Saat Tam Kuruma:48 Saat
Eğilme Mukavemeti	45 kg/cm ²
Gerilme Mukavemeti	30 kg/cm ²
Isı Mukavemeti	-40 °C/ +280 °C
UV	+

Storage and Shelf Life

It can be stored for 24 months in standard room conditions in unopened and original packages.

Application

Mixture: A component being --- ratio and B component (hardening material) being ---- ratio, it can be made ready for the application being mixed with a clean stick or an electric mixer for max. 2 -3 minutes.

Application: it can be implemented with a brush, roller or airless spray optionally. The application must be completed within 45 minutes in hot conditions (summer) above 25 °C and within 50 - 55 minutes in cold conditions (winter). The applied surface must not be wetted, not walk on it and protected for at least 4 hours.

3011

POLYME^R

PVC Plastisol Coating



Product Description

It is an adhesive and cast material which is synthetic resin based, single component, and kiln dried.

Properties

Polymex – 3011; plastisol PVC coating provides thicker layer in comparison with other plastic coatings. It is an important factor that the cost is low due to not needing for the application of second metal coating paint etc. before the plastisol in some pieces. Coating it before the preliminary processing of a piece that will prevent side effects, corrosion and heat is important in terms of resistance of plastisol PVC, and its corrosion resistance. As a result, it provides an excellent noise insulation, reduced vibration, heat and electricity insulation. It eliminates sharp ends on metal pieces. Polymex – 3011; is formed for the coatings with the features of hard, flexible, resistant, and the features of slip and smooth consistency, chemical and electrical properties and high wear and tear resistance. This coating piece provides an excellent consistency. Partial coating of any piece with plastisol PVS coating provides a decorative appearance.

Areas of Application

It is especially used in children playground coatings. It is used in control arms, machines, automotive pieces, and production of any kind of spare parts. It is used in the production of air filter and sports equipment coating. Especially Polymex – 3011 is a very compatible coating for swimming pools and children playgrounds and all parts with holder features of hand tools.

Storage and Shelf Life

It can be stored for 24 months in standard room conditions in unopened and original packages.

Technical Specifications

Color	Any color
Brightness	Bright or mat, optionally
Binding agent	Synthetic resin
Solid substance by weight	99 ± 1
Dry time	Oven: 180C/ 12 min
Density (20C)	1.25 – 1.30 gr/ml
Dry and wet film thickness	800 microns/ 950 microns
Drying (180 C)	12 min
Application temperature limits	160 C/ 180 C
Thinning	It can only be thinned with DOP.
Heat resistance	180 C – 200 C
Mixture	Single component kiln dried

Storage and Shelf Life

The applied surfaces must be free from any dirt, oil, rust and dust and dry. After Polymex – 3011 is applied on the prepared surfaces, it is stored in the defined time. Due to its flexibility, it can take the form of product. It can make two or three layers in the same product in different formulations. It is resistant to heat (180 – 245 C) and chemicals. It does not absolutely flash. Contact to our firm for detailed and further information related to Polymex – 3011 applications.

Packing

Drums or batches of 25, 50, and 250 kg.

Rubber Adhesive



Product Description

It is a two – component, solvent – free, polyurethane based, multipurpose rubber adhesive. It is used as adhesive in rubber coating systems.

Features

It is a parquet adhesive resistant to humidity, water, and chemicals. Due to its solvent free character, it doesn't absolutely have a feature of flashing. It is resistant to corrosion, water, humidity, blow, acid and alkalis, sea water and most chemicals and corrosive materials. It provides a quite solid layer at the end of hardening. It gets harder in low temperatures without showing an important volume changes. It can be shortened during drying due to catalyst. It is a polyurethane parquet adhesive with a high adherence to the applied surface.

Areas of Application

It is a strong polyurethane adhesive in the adhesion of resin coatings, ceramic, granites on the surface; and in the adhesion of resin coatings on game and other floors and walls. Polymex 3000; gives better results in comparison with other adhesives in the adhesion of wood on concrete. As it is heat resistant polyurethane, it can be used in bottom heat floors. As it is affected by sunlight and water, its adhesive property takes 20 years. It is used in white goods property, top table production and adhesion of plastics on chipboard in different sector. It is used in the adhesion of plastics with emery papers stalkless and stalked sanders. It is applied on any kind of surfaces such as concrete, wood, metal and athernit except polyurethane and similar ones. It is an antibacterial and liquid-tight adhesive which is resistant to chemicals and blows.

Technical Specifications

Color	Any color
Hardness Shore A	75 – 80
Binding agent	Polyurethane resin
Density	A component; 1,80 gr /ml B component 1,22 gr/ml
Mixing ratio	7/1 kg by weight
Application time (23 C)	Between 45 -55 min
Hardening	25C / +40 C 45 min
Heat resistance	-40/ +280C
Curing (20 C)	12 hours - 24 hours
Environmental compliance	It doesn't have adverse environment
Tensile strength	30 kg/ cm ² (DIN 53455)
Resistance to UV lights	It is resistant

Packing

Firstly, the material in large tin (A component) is mixed with a drill. Then, hardener in small tin (B component) is added to the material in large tin until obtaining a homogenous mixture in the ratio of 7:1. The prepared mixture must be used between 45 – 55 minutes. Apply it with a trowel, roller or comb. Apply Polymex two component transparent coating before the application on damaged and wet surfaces. The surface on which it is applied must be flat, dry and clean. It must be cleaned from oil, dirt and cracks. Additional material must not be used. During application, ambient temperature must be paid attention if it is below 10C and above 30C.



Phthalate Free Plastisol Adhesive



Product Description

It is a Phthalate free, resin based, kiln dried adhesive and casting product.

Product Features

Polymex – 3014; Phthalate free, plastisol PVC coating provides thicker layer in comparison with other plastic coatings. It is an important factor that the cost is low due to not needing for the application of second metal coating paint etc. before the plastisol in some pieces. Coating it before the preliminary processing of a piece that will prevent side effects, corrosion and heat is important in terms of resistance of plastisol PVC, and its corrosion resistance. As a result, it provides an excellent noise insulation, reduced vibration, heat and electricity insulation. It eliminates sharp ends on metal pieces. Polymex – 3014; is formed for the coatings with the features of hard, flexible, resistant, and the features of slip and smooth consistency, chemical and electrical properties and high wear and tear resistance. This coating piece provides an excellent consistence.

Areas of Application

It is especially used in children playground coatings. It is used in control arms, machines, automotive pieces, and production of any kind of spare parts. It is used in the production of air filter and sports equipment coating. Especially Polymex – 3014 is a very compatible coating for swimming pools and children playgrounds and all parts with holder features of hand tools. Polymex – 3014 is applied in the production of air filters, children park floors, playgrounds, or coated surfaces in a homogenous form. 0.6 kg material is applied on average for each layer. The second layer must be applied after 8 hours.

Technical Specifications

Color	Any color
Brightness	Bright or mat, optionally
Binding agent	Phthalate free resin
Solid substance by weight	98 ± 1
Dry time	Over: 180C 12 min 160C 15 min In table: 180C 7 min; 160C 9 min
Density (20C)	1.15 – 1.20 gr/ml
Dry and wet film thickness	500 microns/ 650 microns
Drying (180 C)	12 - 14 min
Application temperature limits	160 C and above 180 C
low	It cannot be thinned.
Thinning	180 C – 200 C
Heat resistance	Single component kiln dried

Areas of Application


The applied surfaces must be free from any dirt, oil, rust and dust and dry. After Polymex – 3014 is applied on the prepared surfaces, it is stoved in the defined time. Due to its flexibility, it can take the form of product. It can make two or three layers in the same product in different formulations. It is resistant to heat (180 – 245 C) and chemicals. It does not absolutely flash. Contact to our firm for detailed and further information related to Polymex – 3014 applications

Packing

Drums or batches of 25, 50, 75 and 250 kg.



Decorative Concrete Mold Resin



Product Description

It is a polyurethane based, two – component mold chemical used in mold structure for the purpose of providing decorative patterns on concrete surface.

Product Features

- Solvent – free
- High temperature resistance (- 30C / +90C)
- It can be applied for several times with its solid structure. (between 80 – 100)

Areas of Application

It is concrete mold chemical prepared fast to be poured into a negative mold (wood, plaster, metal) developed before the applications such as decorative patterns, logo, writings etc. on concrete surface. Due to its flexibility, it is applied on railing walls, beam, columns and walls. Patterns on concrete surface may provide different effects depending on the light and angle. It is used in any type of decorative pattern production.

Application

A negative mold surface is coated with relevant mold release agent (wax), it is necessary for surface to be clean, dry, free from oil and dirt before the application of mold release agent. A component is opened and mixed well, then B component is slowly added, and it is mixed until obtaining a homogenous mixture, the mixture is poured into negative wax until its thinner part is 5 mm. It can be separated from mold 24 hours after application and it can be used after 72 hours,.

Technical Specifications

Color	Grey (different colors can be produced at the request)
Hardness Shore D	40 – 90 (can be produced at the request)
Binding agent	Polyurethane resin
Density	1.22 gr/ml
Mixing ratio	
Application time (23 C)	Between 50 – 60 min
Working temperature	15 – 30 C
Heat resistance	90 C
Curing (20 C)	Curing complete after 72 hours After pouring into mold
Volume loss	± 1

Storage and Shelf Life

Storage life is 2 years in normal conditions (+20 C) in dry and closed place. The production date is written on the label. Packages must be stored upright.

Warnings

It is necessary for mold to be coated with mold release agent before pouring it on mold and the surface to be clean, dry, and free from oil and dirt. Protect it from mechanical effects, dirt, heat changes, rain, snow, ice, and any aggressive chemicals. Don't use in high humidity conditions. Mold release agent can be evaporated in temperature above +50C.

“Floors are important for use, as they often determine the result and it makes us result oriented”.

Series 4000 Polyurethane Floor Coatings

POLYME^X

We are result oriented...

4001

POLYME^RX

Non - Skid Floor Coating



Product Description

Non -skid floor coating is a dual component, solvent – free, colored, transparent polyurethane based floor coating with a feature lowering humidity. It is a polyurethane non - skid floor coating with high adhesion resistance in comparison with standard floors used by mixing with silica sand and aggregates in different microns.

Areas of Application

Non -skid floor coating can be used in any type of dry concrete in the processing of lowering humidity which will not cause a problem in adherence (30 – 35%, the measurement value of Gann tool) in the ratio of 50- 55% (measurement value of GANN tool). It fills pores on any kind of concrete and cement based porous structures by penetrating deep and reduce the effect of humidity that will come from the bottom part in humid conditions. Particularly, it gives best results in gap floors, crack floors, floors which require high resistance and that cannot be covered concrete screed.

Product Features and Advantages

Polymex – 4001; Non -skid floor coating can be opened for traffic within 18 – 24 hours. It is easy and punctual to apply it. It does not undergo deformation between 20°C and + 120°C. Its stress resistance is high. It can be applied in any color. It can be easily used in bottom heated parts. It prevents noise and strengthens the surface on which it is applied. It provides a better adherence. Its ability to penetrate into concrete is high on concrete surfaces. It can form a barrier against the moisture from the below by filling the pores on the surfaces on which it is applied.

Tüketim

Color	1st component is colored or transparent 2nd -component is brown
Density (20C)	1.1 - 1.2 gr/ml
Solid substance	100%
Mixing ratio	A/B : 3/1
Pot life	30 - 45 min
First dry (20C)	2 - 3 hours
Hardening time (20 C)	24 hours

Surface Preparation

Polymex concrete coating is applied on any kind of concrete floor with a problem of moisture and it decreases humidity ration in the reaction with moisture in concrete, at the same time, it prevents sandblasting and improves the concrete surface. Polymex concrete primer must be applied on the surface. The surface must be free from oil, wax, grease, water, dust, free pieces and concrete curing product.

Mixing

Polymex -4001; is a dual component, and it is mixed in a homogenous form in the ratio of A/B : 12/4 (weight). Firstly, component A is mixed and brought to a homogenous form; then B component is poured into A component.. It is mixed with a mixer with low speed of 200 -300 cycle/ min minimum for 3 min. The edges and bottom parts of package is stripped well with a trowel or mixer blades.



4003

POLYME^R

PRC Polyurethane Floor Coatings



Product Description

It is a two – component, solvent – free, resin based, PRC floor coating material.

Areas of Application

The area where it is to be applied must be thoroughly cleaned from dirt, grease, rust etc. substances. The surface must be dry and clean on concrete or sheet, iron, chipboard or wood surfaces. Primer must not be applied on old and worn surfaces (worn, loose and lost mechanical strength) without having necessary repairs. Concrete must have taken outlet and must be completely dry. Polymex – 4003 must be applied after making sure that the floor is hardened 4 or 6 hours after the application of primer on the floor. Source material being 5 ratios and hardening materials being 1 ratio, it can be made ready for the application being mixed with an electric mixer for max. 3 - 4 minutes until obtaining a homogenous mixture and it must be applied within 45 – 55 min. Polymex – 4003 enters into reaction in a short time and the shelf life of mixture is 45 – 55 minutes.

Application: it can be implemented with a brush, roller or airless spray optionally. Note: It is necessary to have spiked roller and take its air. The application must be completed within an hour. Two layers' application is enough. If necessary, 3 layers' application can be implemented. Dry film layer in thickness of 1,5 mm is obtained after the application. The surface on which the application was implemented must not be wetted, walked on it and protected for at least 4 years. An application without primer must not be implemented and PRC polyurethane coating applications must be applied on dried primer after 4 -6 hours.

Technical Specifications

Color	Any color
Binding agent	polyurethane resin
Density	1,4 – 1,6 gr/ml
Mixing ratio	A/B: 5/1
Solid material by weight	Min. 9699 application thickness 1.55 mm
Application method and features	Roller method, roller. Trowel or airless spray. Product spreads spontaneously and it is self – leveling.
Application time and solidification	45 – 55 minutes in temperature above -5/ + 25 C (application is recommended above -5C)
Brightness	Bright or mat (optional)
Drying time	Powder dry for 2 hours. (Completely dry 6-8 hours)
Physical and chemical resistance	Starts after 7 days from application.
Fire resistance	It doesn't spread retarding toxic gas.
PRC coating	It is absolutely not harmful for health.
UV resistance	Resistant (Dissolution starts after 20 years).

Storage and Shelf Life

It protects from corrosion; it is resistant to alkali and acids. It is not effected by fungus and bacteria. As it is not affected by UV lights, it is resistant sunlight. Its adherence is high according to the surface on which it is applied and it is resistant to aging.



4004

POLYME^RX

Floor Self Leveling Floor Coating



Product Description

It is a flexible, self – leveling, elastomeric, solvent free, 2- component polyurethane based coating material of sporty and decoration purpose.

Areas of Application

It is multipurpose sports floor coating which is applied in liquid form, and it forms high athletic floors with high stress resistance. Polymex – 4004; can also be used for coating flexible floors which are formed by using rubber granule, casting rubber granules on site or spreading polyurethane foam plates. It forms floors for traditional sports activities such as basketball and volleyball with long service life. Also, it is possible to apply them on other surfaces such as wood. In order to improve the chemical resistance, color stability of floors for which Polymex – 4004 is applied, it is recommended to apply relevant Polymex UV resistant topcoat.

Product Features and Advantages

The reaction of A and B components accelerates with the increase in temperature. It obtains a rapid viscosity and for this reason, it is easily spread on the surface. The reaction of A and B components decelerates with the decrease in temperature. Its pot life is longer. Its combustibility is low. It is consumed more due to density. A component enters into chemical reaction with B component in 2 – component polyurethane systems. The increase in temperature with the increase in the amount of mixture is higher and faster. Particularly, it is necessary to spread the mixture on the surface immediately on warm days.

Technical Specifications

Mixture density	25C	1,35 gr/ml
Mixture ratio	By weight	A/B : 4/1
Solid substance	By weight	100%
Pot life	25 C /min	25
	10 C /min	40
Repeated flooring time	10 C /min	Min 12 - max 24
	20 C /min	Min 8 - max 12
Opening time for slow traffic	Day	2
Complete curing	Day	7
Floor and ambient temperature	C	Eki.30
Maximum ambient relative humidity	%	80%
Traction strength 28 days	Kg/cm2	100
Elongation at break 28 days	%	180
Hardness	Shore A	65

Application

Necessary environmental conditions for application; maximum ambient humidity must be 80%. Ambient temperature must be between 10 – 30C. There must not be rainy weather 24 hours before the application, during the application, and 24 hours after the application in open places. Floor temperature must be above 3C of the then temperature of dew drop. Ask the table on Ambient temperature – ambient humidity - dew drop heat from our company. The temperature of Polymex – 4004 must be between 15 – 25C.



4005

POLYME^R

Polyurethane Orange Floor Coating



Product Description

It is a two - component, semi - mat, solvent - free, Polyurethane based orange, multilayer floor coating with a grained appearance

Product Features and Advantages

It protects from corrosion; it is resistant to alkalis and base acids. It is not affected by fungi and bacteria. As it is not affected by UV lights, it is resistant to sunlight. Its adherence is high according to the surface on which it is applied and it is resistant to aging. It is resistant to water, acidic water and salt solutions, grease and petrol, at the same time, it is impermeable. It is scratchproof and dirt resistant.

Application

The area where it is to be applied must be thoroughly cleaned from dirt, grease, rust etc. substances. The surface must be dry and clean on concrete or sheet, iron, chipboard or wood surfaces. Primer must not be applied on old and worn surfaces (worn, loose and lost mechanical strength) without having necessary repairs. Concrete must have taken outlet and must be completely dry. Polyurethane floor coating must be applied after making sure that the floor is hardened 4 or 6 hours after the application of primer on the floor.

Attention

Mix it before use until it becomes homogenous condition. Make application between +8 + 35°C . Protect the product from freezing and warm temperature.

Technical Specifications

Color	Any color
Binding agent	Polyurethane resin
Density	1.4 - 1.6 gr/ml
Viscosity (25 °C)	4500 - 5500 mPas
Solid substance ratio (by weight)	At least: %99 application thick ness: 2.5 mm
Application features and methods	Trowel - roller - airless spray - roller method Product is self leveling.
Application time and hardening	-8C / + 35C
Solidification	45 - 55 min
Brightness	Bright or mat (optional)
Dry time	2 hours for powder dry
Physical and chemical resistance	It starts 7 days after the application
Floor coating	It doesn't cause retarding toxic gas
UV	Resistant
Flash point	Minimum 190C

Storage and Shelf Life

It must be protected in original packages between 10 - 25C in dry conditions. Direct sunlight must be avoided. Shelf life is 2 years in these conditions.

Packing

In a form of sets of 20, 25 and 31 kg.




Aromatic; Aromatic compounds, benzene (benzene) and its derivatives, which exhibit a particular unsaturation. Are various compounds formed by condensed benzene rings.



4007

POLYME^RX

Fire – Resistant Polyurethane Coating



Product Description

It is Polyurethane resin based, two - component, solvent – free and fire resistant floor coating.

Product Features and Advantages

It is a Polyurethane based, two – component, which can be applied in thickness of 2 -3 mm, self – leveling coating material which is resistant to other chemicals. It is free from toxic substance and solvent. It is resistant to temperature of 600C and fireproof on the flooring coatings. It owns all features which can be found in a paint or coating material. It is applied in the places where there is a need for protection against fire. It is applied in metal surfaces, chimneys, ovens, exhaust pipes in arm warehouses. It is used as coating at rifle ranges and military facilities. It is also used as an electrical insulation material. Normally, it is bright, but it can be produced semi – mat or mat.

Areas of Application

It is offered in the form of two components. 10- 24 hours after the application of primer, (A) component is mixed well; then it is mixed slowly, and hardening is added and it is made homogenous for 2 -3 minutes. The air and moisture must be prevented to enter into material by turning the mixer. Then, the material is spread on the coated surface. It is applied with roller, brush, trowel and airless gun.

Technical Specifications

Mixing ratio	A/B : 4/1
Pot life	45 minutes
Traction strength 7 days	14 N/mm ²
Pressure strength 7 days	48 N/mm ²
Elongation at break 7 days	65 %
Corrosion resistance (weight loss) 7 days	21 mgr
Hardness 7 days	75 Shore D
Sandblasted steel adhesion 28 days	20 N/mm ²
Aluminum adhesion 28 days	12N /mm ²
Concrete adhesion 28 days	7 N /mm ²

Storage and Shelf Life

It must be protected from freezing in original packages in dry and cold conditions. In short – time storage, at most 3 pallets can be put onto one – another and it must be delivered according to the principle “first in first out”. In long term storage, pallets must not be put onto one - another. The relevant storage period is 12 months after the production date. Opened packages must be used within a week by keeping them in favorable conditions.

Chemical Resistance

Chemical substance	30 days	180 days
Ethyl alcohol (95%)	11	19.5
Ethyl alcohol (10%)	0.5	0.5
Pure water	0.5	1.1
Potassium hydroxide (10%)	0	0
Sulfuric acid (% 10)	0	1.1
Acetic acid (% 10)	0.5	2.2
Nitric acid (% 10)	0.4	1.4
White spirit (thinner synthetic)	0.3	9.1



4012

POLYME^R

Joint Polyurethane - Based 2K Joint Sealing Compound



Product Description

Joint two – component, self – leveling, Polyurethane – based joint sealing compound and water insulation material which is resistant to jet fuels.

Application

A mask tape is attached on top part of joints in a form that will not be in the middle part. This application must be necessarily implemented in order to prevent the contact of sealant with surrounding and ensure its proper removal. In order to press the sealant into joint, cartridge \ sausage gun / muzzleloader gun is used. Polymex joint 2K is mixed with a slow mixer in its package and it is placed into the sausage gun. The tip of the cannula is adjusted for the joint openness on which the application will be implemented. It is provided for polyurethane to come forward by pressing the trigger of sausage gun. Sealant is immersed into soft soap with a gloved forefinger after 3 -5 minutes. Then, it is provided for surface to be flat by forward and backward actions on the applied sealant. A mask tape is removed after the end of this process.

Areas of Application

It can be easily used in electrical cable joints.
Airports, ports and shipyards.
Floor under the influence of oil and fuel.
Refineries, petrol stations and fuel centers
Military areas
Industrial areas, warehouses
Car parks
It is used in the joints of asphalt and concrete roads and repair of cracks.

Technical Specifications

Chemical structure	Polyurethane based
Color	Black, grey, white, red
Density	1,30 ± 0,3 (kg /lt)
Pot life (23C)	35 – 45 min
Hardness (shore A)	15 – 35
Application temperature	May, 35
Tensile strength	> 1,00 N/mm ²
Extension	9600
Recycling	98% (TS 5926 EN 14 188 -2)
Primer	P – recycled primer
Primer dry time	About 1 hour

Product Features and Advantages

It was produced in accordance with the TS 5926 EN 14 188 – 2 /March 2016 standard. It has high self – leveling feature. (si- type) It has high resistance to deicing chemicals. It is Polyurethane – based. It is solvent – free. It has technical properties compatible with TS 5926 DIN EN 14 188 -2 American Federal Specification SS – S – 00200 D and British Standard 52 12 specification which is resistant to cold applied jet fuels. It is especially produced for the purpose of using on apron and runway joints at airports and it is a special product. It is self – leveling, it can be applied by pouring with hand or grouting machine. It is resistant to oils and many chemicals. Its flexibility is not damaged in different temperatures.

Packing

As a set of 10 kg, 16 kg and 20 kg.



Polymers; Are high molecular weight compounds that form on a regular basis with chemical bonds on a multidirectional molecule. "Poly" is a Latin word meaning a large number.



“We transform our weakness against nature into the art with colors, it makes us passionate” .

Series 5000 Epoxy Floor Coating

POLYME^RX

We are passionate...

5000

POLYME^RX

Water - Based Epoxy Paint



Product Description

It is a water – based, two - component, solvent free, epoxy based, non-toxic, odorless water-based, protective floor and wall coating paint resistant to salts, oils and some chemicals

Properties

Abrasion resistant, water proof except steam, does not require the use of lining.

Areas of Application

Stairs and corridors in food plants, tunnels, various ventilation ducts, parking lot, oil tanks, food plants where odors adversely affect produced products and storage areas.

Application and Warnings

The concrete surface should be solid, clean, grease-free and salt-free. Residual, weak layers should be taken away. Voids, hollows and cracks must be repaired with suitable repair Polymex mortar. If needed, dry milling and polishing machines should be used in concrete surface. The treated surfaces may be humid and wet but there should be no puddle on the surface. Firstly, component A is mixed, then adding hardener component B it is mixed until getting a homogeneous mixture (for 2-3 minutes). It can be applied either by brush, roller or spray method. After the first layer is completely dry, the second layer can be applied (24 hours). Application tools, materials should be washed with plenty of water while still wet.

Technical Specifications

Adhesion to concrete	> 1.5 N/mm ²
Application temperature	> 5°C
Vapor permeability	40000µ
Abrasion (taber)	165 mg
Brightness	Bright or silk matt
Color	Ral catalog colors

Packing

In the form of sets with A component 20kg and B component 5 kg.

Consumption

It depends on absorbency and smoothness of the surface. Dust free floor, wall: 300 g / m². 2 layers. Storage, tunnel floor coverings: 500-600 g / m². 2 layers.

Storage and Shelf Life

Can be kept in unopened, original packaging in dry and cold places, 18 months under the porch that does not exposure to direct sunlight, in areas protected from extreme temperatures. In tropical climates, the product should be kept in places with air conditioning. Failure to comply with the recommended storage conditions can cause premature failure of the product. For special storage, please consult our technical department.



The pioneer of this field is German chemist Herman Stauding. For the first time, Herman Stauding has described the effect of polymerisation conditions on polymer formation. Stauding received the Nobel Prize in 1953 for his work in this field of his work.

5001

POLYME^R

Orange-Looking Grainy Topcoat Paint



Product Description

It is a solvent free, two components, epoxy based, grainy orange -looking semi-matte topcoat paint.

Product Features

It forms a hard film by having high chemical and mechanical resistance. Due to the solvent free formation, it does not create a fire hazard. Film surface is semi-matte and grainy. Easily cleaned, does not contain bacteria, is dust free and has adverse effect on health.

Areas of Application

It is used in metal manufacturing industry, food manufacturing industry, training centers, food factories, industrial kitchen, manufacturing and installation industry, offshore platforms, paint factories, textile industry, cold storage and automotive industries.

In order to protect concrete and metal surfaces from atmospheric and chemical effects, it is used in refineries, petrochemical and other industrial organizations, ports and shipyards, in drinking water and the fuel tank, water treatment and waste water plants, wine storage tanks, in food industry, in hospitals and pharmaceutical industry, laboratories, textile and automotive industries, in industrial facilities where the production is affected by dust, in decorative floors and walls.

Application

After mixing the source material, it is mixed 2-3 minutes by adding hardener until getting homogeneous material. After the mixture rests for 15 minutes, it is put into practice. Do not prepare more material than can be applied throughout the lifetime of mixture.

Application and Technical Specifications

New concrete and cement plaster should be cured at least 21 days. After the mortar residues on the cured surface are removed by sandblasting or brushing, selected undercoat is applied. Loose particles on the old concrete and cement plaster such as paint, dirt, dust etc. are removed by sandblasting, scraping or brushing. Oil and grease wastes are cleaned with soapy water, if neutralizing is necessary then the surface is cleaned with 3-4% hydrochloric acid or acetic acid solution, and washed with water. Before selected undercoat application, it should be taken into account that the ground is totally dry. **Application method:** Is applied with short pile roller, comb trowel or airless spray. **Application temperature:** application should be avoided under +10°C. **Mixture life:** 1 hour at 20 °C. When the amount of mixture and ambient temperature rises, the life of mixture reduces. **Waiting between the coats:** At least 16, maximum 48 hours. If this period of time is exceeded the surface should be roughen with sandpaper for good adhesion. **Drying time:** surface drying at 20 °C: 6 – 8 hours. Complete drying at 20 °C: 16 - 24 hours. **Curing:** 7 days at 20 °C. Within this period of time, paint film should not be exposed to any mechanical or chemical impacts. **Refining and cleaning:** When it is used as undercoat on absorbent concrete surfaces it is refined by 15 % special thinner by weight. **Mixing ratio:** 82 parts of base materials and 18 parts of hardener by weight. **Consumption:** theoretically, about 1 kg/m² in a single layer with 1 mm film thickness.



Epoksi Self Leveling



Product Description

It is a three -component, epoxy based, bright floor covering material.

Product Features

It forms a hard film by having high chemical and mechanical resistance. Due to the solvent free formation, it does not create a fire hazard. Film surface is bright and nonslip. Easily cleaned, does not contain bacteria, is dust free and has adverse effect on health.

Areas of Application

It is used as a floor covering material in hospitals, food and pharmaceutical industries, laboratory, in industrial facilities such as textiles for the automotive industry where the production is affected by dust.

Application Properties

After mixing the source material, it is mixed 2-3 minutes by adding quartz filler until getting homogeneous material. After the mixture rests for 15 minutes, it is put into practice. Do not prepare more material than can be applied throughout the lifetime of mixture. When starting application, saw-toothed steel trowel should be used in accordance with the coating thickness. Air stuck in the coating should be removed with the help of spiked roller.

Technical Specifications

Adhesion to concrete:	4-5 N/mm ²
Pressure Resistance:	70 N/mm ²
Flexural strength:	20 N/mm ²
Solid material:	100%
Density:	1.6 gr/ml

Storage and Shelf Life

Application temperature: application should be avoided under +10°C

Pot life: 1 hour at 20 °C. When the amount of mixture and ambient temperature rises, the life of mixture reduces.

Waiting between the coats: At least 24, maximum 48 hours. If this period of time is exceeded the surface should be roughen with sandpaper for good adhesion. Drying time: surface drying at 20 °C: 6 – 8 hours.

Complete drying at 20 °C: 16 - 24 hours.

Cure time: 7 days at 20 °C. Within this period of time, paint film should not be exposed to any mechanical or chemical impacts.

Mixing ratio: 50 parts of base materials and 15 parts of hardener and 35 parts of quartz filler by weight.

Consumption: theoretically, about 1m 2-5 kg/m² in a single layer with 1-3 mm film thickness.



5003

POLYME^R

Epoxy Coat Topcoat Paint



Product Description

It is a solvent free, two components, epoxy based, bright or matte topcoat paint.

Areas of Application

In order to protect concrete and metal surfaces from atmospheric and chemical effects, it is used in refineries, petrochemical and other industrial organizations, ports and shipyards, in drinking water and the fuel tank, water treatment and waste water plants, wine storage tanks, in food industry, in hospitals and pharmaceutical industry, laboratories, textile and automotive industries, in industrial facilities where the production is affected by dust, in decorative floors and walls.

Application

After mixing the source material, it is mixed 2-3 minutes by adding hardener until getting homogeneous material. After the mixture rests for 15 minutes, it is put into practice. Do not prepare more material than can be applied throughout the lifetime of mixture.

Terms of Application

New concrete and cement plaster should be cured at least 21 days. After the mortar residues on the cured surface are removed by sandblasting or brushing, selected undercoat is applied. Loose particles on the old concrete and cement plaster such as paint, dirt, dust etc. are removed by sandblasting, scraping or brushing. Oil and grease wastes are cleaned with soapy water, if neutralizing is necessary then the surface is cleaned with 3-4% hydrochloric acid or acetic acid solution, and washed with water. Before selected undercoat application, it should be taken into account that the ground is totally dry.

Packing

Application method: Is applied with short pile roller, comb trowel or airless spray.

Application temperature: application should be avoided under +10°C

Mixture life: 1 hour at 20 °C. When the amount of mixture and ambient temperature rises, the life of mixture reduces.

Waiting between the coats: At least 16, maximum 48 hours. If this period of time is exceeded the surface should be roughen with sandpaper for good adhesion.

Drying time: surface drying at 20 °C: 6 - 8 hours.

Complete drying at 20 °C: 16 - 24 hours.

Curing: 7 days at 20 °C. Within this period of time, paint film should not be exposed to any mechanical or chemical impacts.

Refining and cleaning: When it is used as undercoat on absorbent concrete surfaces it is refined by 15 % special thinner by weight.

Consumption: theoretically, about 4 kg/m² in a single layer with 125 micron film thickness.

Storage and shelf life: 1 year in original unopened packaging at 10 - 35 °C in moisture-free indoor environments. Packaging: in the form of 5kg and 25 kg sets.



5005

POLYME^R

Epoxy Transparent Floor Coating



Product Description

It is Epoxy based, two component, solvent free, transparent, fast curing UV-resistant topcoat covering material.

Application

Polymex – 5005; coating surface to be applied should be free from adhesion inhibiting agent such as dust, dirt and oil. Application should be carried out within recoating period of the coating system. In cases when application is carried out on an old coating, then you should consult our technical service for application method. Tensile strength of the surface to be applied should be 1.5 N / mm² and its humidity should be maximum 4%. It should be taken into account that ground temperature should be 3% more than dew point.

Areas of Application

It is used inside buildings, colored quartz nonslip coatings, UV-resistant topcoat transparent covering systems.

Product Features and Advantages

- Easy to apply
- transparent
- resistant to UV and weather conditions
- Low viscosity
- Solvent free
- mechanical resistance is high
- resistant to water, sea water, wastewater, alkalis, saltwater, mineral oils and fuels

Mixture

Polymex – 5005; It is provided in the form of sets ready to use according to the mixing ratio. Please make sure that, before mixing, the temperature of the product is between +15 / +25 °C.

It should be well mixed for about 3-4 minutes without dragging air into it with 300-400 rpm mixer where A component Epoxy/ polyurethane resin mixing is installed on the tip. Later, whole of the B component should be discharged into the component A and special attention should be paid that there is no material in component B. Polymex – 5005; A+B should be mixed at least 3 minutes until getting homogeneous mixture. Ingredients at the edge and floor of the mixing vessel should be thoroughly mixed. The material in first mixing vessel should be taken into a clean container and should rest for a while and after about 1 minute later it should be mixed again and then applied.

Mixture

It should be stored in unopened packaging, cold and dry place, protected from frost. For short period storage, maximum 3 palettes can be put overlapped and shipment should be done according to the system of first in first out. And for long period storage, the palettes should not be put overlapped. It is 12 months from the date of production with proper storage conditions. Opened packaging should be used within 1 week stored in appropriate storage conditions.



Only compounds composed of hydrogen and carbon atoms are generally called hydrocarbons. It is divided into two parts as saturated and unsaturated.



Acid-Resistant Vinyl Ester Floor Coating



Product Description

It is solvent free epoxy based colorful floor coating material with slightly decorated surface with the purpose of rough industrial use with 1.5 – 2.0 – 3.0 – 4.0 mm thickness for concrete grounds. It is used on easily cleaned, hygienic, dust free grounds resistant to all physical and chemical effects, where heavy loads and heavy traffic are found. It is nonslip ground coating.

Chemical Resistance

Polymex – 5006; It has not been affected from the below mentioned chemicals as a result of 1 week duration immersion test. sulfuric acid 20%, hydrochloric acid 20%, caustic soda 30%, ammonia 30%, acetic acid 10%, lactic acid 15%, gasoline, seawater, xylene, toluene, crude oil, mineral oils, hydraulic oil, fatty acids, styrene, fruit juice etc.

Application

Solvent based epoxy iron and metal paint is two component material. It is mixed with low speed drill until getting homogeneous mixture by the component into the component A. If applied with velvet roll, waving can be reduced. The second layer paint should be applied at least after 12 and maximum after 36 hours. After 7 days it has full resistance.

Areas of Application

Polymex – 5006; on all types of grounds requiring endurance to chemicals with slip resistance, high impact and abrasion resistance, and in cosmetic and pharmaceutical industry. Metal manufacturing industry, food manufacturing industry, food factories, industrial kitchen, manufacturing and installation industry, offshore platforms, paint factories, textile industry, cold storages, automotive industry, dairies and farms.

Technical Specifications

Material	Consumption
Polymer epoxy primer	0.130 kg / m ²
Filling sand silica (0.1 – 0.3 mm)	0.400 kg / m ²
Polymex solvent free undercoat	0.300 kg / m ²
Spreading sand silica (0.3 – 0.8 mm)	1.500 kg / m ²
Polymex Epoxy colored interlayer	0.500 kg / m ²
Filling sand silica (0.1 – 0.3 mm)	0.350 kg / m ²
Polymex epoxy coat topcoat	0.600 kg / m ²
Fiberglass support separator sarum for cracks and joints	0.135 kg / m ²
material self- leveling	Consumption
Polymer epoxy primer	0.130 kg / m ²
Filling sand silica (0.1 – 0.3 mm)	0.200 kg / m ²
Polymex solvent free undercoat	0.300
Spreading sand silica (0.3 – 0.8 mm)	1.100 kg / m ²
Polymex Epoxy colored interlayer	0.500 kg / m ²
Filling sand silica (0.1 – 0.3 mm)	0.350 kg / m ²
Polymex epoxy coat topcoat	1.500 kg / m ²

Technical Specifications

Adhesion to concrete	4-5 N/mm ²
Pressure Resistance	75 N/mm ²
Flexural strength	25 N/mm ²
Modulus of elasticity	10000 N/mm ²
Solid material	100%
Electrical resistance	104-106 ohm
Density	1.6 gr / ml



5010

POLYME^R

Epoxy Repair, Installation and Anchoring Mortar



Product Description

Solvent free, Epoxy repair, installation and anchoring mortar
P - 5010 - is solvent free Epoxy resin based three component epoxy repair, installation and anchoring mortar

Areas of Application

It is used in the cultivation of sprouts on concrete and base walls, in the repair and isolation of large cracks, in mounting and bonding of all type of metal and steel parts to the concrete and steel structure elements, closure of the external surface in crack injection, in fixing injection packers, in fixing the railing and earthquake dampers on bridges and viaducts, in the fixing of anchorage elements

Advantages

- It is paste-like, easily applied and does not sag in the ceiling applications
- It provides excellent adhesion to The concrete and steels
- Quickly gains Mechanical strength
- Is durable to chemicals
- Is water and gas Impermeable
- Its filling lifting capacity is high
- Provides adherence to damp surfaces
- Absolutely does not contain solvents

Technical Specifications

Color	White, grey and any color
Mixture density	1.70 ± 0.05 kg / l
Flexural strength (TS EN 196)	17 N/mm ²
1 day 7 days	25 N/mm ²
Adhesive strength (28 days)	3.0 N/mm ²
To the concrete steel	3.5 N/mm ²
Application density	Min. 2.5 mm max 35mm
Temperature of the surface	+5 °C + 30 °C
Epoxy installation and repair mortar (+20 °C)	1 hour
Duration for reusability(+20 °C)	18 - 24 hours
Time to walk on it (+20 °C)	24 hours
Epoxy installation and repair mortar	-15 °C +90 °C
Full service temperature	
Curing period (+20 °C)	7 days
P - 5010 - epoxy repair, installation and anchoring mortar	Sets are given ready to use
Polymex - 5010 - Epoxy installation and repair mortar	Epoxy installation and repair mortar is ready to use

Packing

Epoxy installation and repair mortar: 10kg set + 20 kg set + 25 kg set + 30 kg set + 36 kg set if desired (In barrels)

Storage and Shelf Life

In proper storage conditions its shelf life is 24 months from the date of production. Unopened packing should be used within 1 month by storing in proper storage conditions. Epoxy installation and repair mortar



It is an adhesive chemical resin from epoxy group. Its water resistance is very good and does not gradually lose its resistance properties.




75

5011

POLYME^R

Solvent-free Epoxy Finish Coat



Product Description

Solvent free epoxy paint. It is solvent free epoxy finish two component, solvent free epoxy resin based, with bright and matte appearance, finish coat. P - 5011 - Solvent-free epoxy finish coat

Areas of Application

Solvent free epoxy paint is especially used in protection of all steel and concrete surfaces faced with favorable conditions to see chemical damage. It is a surface coating system developed with the aim of protecting metal surfaces and concrete grounds against chemical and physical effects. It can be easily used on all surfaces in fertilizer, acid, paper, sugar and similar chemical industries, refineries and petrochemical complexes, piers, bridges, waste water treatment tanks, water storage tanks, pipelines and treatment plants. Solvent free epoxy paint is used as a wallboard in refineries, petrochemical and other industrial companies, ports and shipyards, water and fuel tanks, waste water treatment tanks, wine storage tanks, food industry, hospitals, laboratories, textiles and the automotive industry in order to protect concrete and metal surfaces from atmospheric and chemical effects.

Application

Solvent free epoxy paint is mixed 2-3 minutes by adding hardener until getting homogeneous material. After the mixture rests for 15 minutes, it is put into practice. Do not prepare more material than can be applied throughout the lifetime of mixture. Epoxy paint mixture gives application viscosity. In solvent free epoxy systems the addition of epoxy thinner is not made to the mixture. In order to get expected performance from Solvent free epoxy finish coat it is recommended to apply it as a finish coat on undercoat surfaces which gives 180 μ dry film density. If wet application will not be done on wet things, then 12 hours must be waited for the acceptance of the layer in the application of the second layer.

Application Conditions

Solvent free epoxy paint is resistant to mold, fungus and bacteria formation. Water based silk matte paints preserves the aesthetic appearance of your wall for many years. It can be easily cleaned with wash ability feature, prevents the spread of flame. It has a crack bridging ability which caused by eventual settle of formation. New concrete or cement plaster should be cured at least 21 days. After the mortar residues on cured surface are removed by light sandblasting or brushing, selected undercoat is applied. Loose particles on the old concrete and cement plaster such as paint, dirt, dust etc. are removed by sandblasting, scraping or brushing. Oil and grease wastes are cleaned with soapy water, if neutralizing is necessary then the surface is cleaned with 3-4% hydrochloric acid or acetic acid solution, and washed with water. Before selected undercoat application, it should be taken into account that the ground is totally dry.

Cleaning

It is cleaned with cellulosic thinner.

Storage and Shelf Life

1 year in unopened original packing at 10 - 35 °C in closed areas without humidity.

Packing

Packaging: in the form of 50, 80, 100, 200 and 5kg and 25 kg sets. 250 kg sets.



5030

POLYME^R

Terrazzo Epoxy Floor Coating



Product Description

P – 5030 – Terrazzo is a solvent free epoxy floor coating system in different sizes, with high physical strength and excellent decorative appearance obtained by using aggregates such as natural stone, glass, mirror, seashells together with colored, solvent free epoxy.

Polymex – 5030 - Terracoat epoxy floor coating is natural stone filled and epoxy based, decorative looking, with very high abrasion resistance, resistant to chemicals epoxy Terrazzo floor coating system application. The total thickness: begins from 6 – 8 mm up to between 8 – 10 mm and 10 – 12 mm.

Surface Detection and Preliminary Preparations

Conditions and type of the actual surface should be determined before the application. Preliminary method should be defined as the result of conducted determination and subsequently epoxy coating application should be carried out. Surface preparation is the most important stage of Epoxy coating system, that is why determination of the place should be certainly carried out by a specialized team, and laboratory data of the producer should be consulted in the course of preparation. For surface preparation images and conditions refer to the document "Surface preparations before Epoxy coating".

Matters to be Considered

No smoking during solvent free application. Work only in open and adequate ventilated places. Use gloves, glasses and protective clothing. In contact with the skin, wash with soap and water. Do not swallow, do not use empty containers for storing food, and don't throw into the fire. It is for professional use only, keep out of reach of the children. Notes: All technical data contained in this Product Data Sheet are based on laboratory practices. Data contained in reality can be indicated different due to the conditions beyond the control of AŞY POLYMEX KİMYA SAN TİC LTD ŞTİ.

Advantages of the Product

It has unique decorative appearance. It also has high chemical and physical resistance. Due to the used aggregates, very different design works can be applied. It provides a hygienic environment by preventing germs and bacteria formation. Its application is easy. It is impermeable to liquid. It has long coating life.

Intended Use and Consumption

It provides unique decorative colors and chemical resistant spectacular image. Terracoat epoxy floor coating is natural stone filled and epoxy based, decorative looking, with very high abrasion resistance epoxy Terrazzo floor coating system application. The total thickness: begins from 6 – 8 mm up to between 8 – 10 mm and 10 – 12 mm. (Undercoat 300 – 400 gram) (Intermediate coat: 3.000 – 3.300 kg) (Colored aggregate: 12 – 14 kg, 100 – 300 micron) Application: (Colored aggregate: 75%, Terrazzo: 25%) P – 5030 – Terrazzo floor coating

Areas of Application

- Metro stations
- Museums
- Airports
- Shopping centers
- Restaurants
- Tourism facilities
- Sport complexes



Epoxyes are generally in the form of two components but after some period of time it becomes solid from the state of liquid and after one or two weeks it reaches the final hardness.



"We eliminate leakage with chemical and physical combination; it makes us the solution to the problems of sealants and coatings".

Series 6000 Spray Insulation Products

POLYME



We are the solution ...

Polyurea Primer



Product Description

It is a transparent, epoxy based, two – component primer which contains 100% solid substance. It fills the pores of concrete substance and allows an excellent adhesion of surface with the material. It is used for the purposes of clogging pores on any kind of concrete, wooden and metal surfaces, preventing the moisture coming from below and a better adherence of coating substance to be applied on it before the application of Polyurethane and Epoxy based coating products.

Features

It protects from corrosion; it is resistant to alkalis and base acids. It is not affected by fungi and bacteria. As it is not affected by UV lights, it is resistant to sunlight. Its adherence is high according to the surface on which it is applied and it is resistant to aging. It provides a better adherence of the structure on which it is applied.

Areas of Application

Generally, it is applied as a primer on the floor before the application of insulation and floor coating. It is used in Polyurea insulation and Polyurea floor coating, polyurethane and epoxy floor coatings, and polyurethane insulations. It is used as a floor coating and corrosion protector on the materials which are coated before any floor coating resistant to acid, alkali and other chemicals on concrete, wood, ethernite, stone and any kind of metal sheet, floor coating of factories and workshops, and in the insulation of any kind of surfaces against water of chemicals.

Technical Specifications

Color	Transparent, grey, white and any color
Brightness	Bright or mat
Binding agent	solvent – free resin
Flash point	Does not shine, solvent – free
Application temperature	0- 35 °C
Density (20C)	1.25 gr/ cm3
Polyuria floor primer density (20C)	1.23 gr/ cm3
Shore A	75 – 80
Dry (20C)	First dry 2 hours, complete dry 4 hours
Heat resistance	155 °C
Working feature	125 °C
Application	By pouring, with a roller – trowel – spatula – Airless equipment
Mixing ration	A/B: 2/1

Application and Warnings


The area where it is to be applied must be thoroughly cleaned from dirt, grease, rust etc. substances. The surface must be dry and clean on concrete surfaces. Primer must not be applied on old and worn surfaces (worn, loose and lost mechanical strength) without having necessary repairs. Concrete must have taken outlet and must be completely dry. It is mixed for max. 2 – 3 minutes with an electric mixer and brought in a ready condition for the application. Application: it can be implemented with a brush, roller or airless spray optionally. The application must be completed within an hour. A single layer application is enough. A dry film coat in the thickness of 36/ 40 microns is obtained after the application.



6011

POLYME^RX

Hybrid Polyurea



Product Description

It is a 100% solid, solvent-free, aromatic, dual component, flexible modified Polyurea system which can be applied on metal, concrete, wood and other surfaces as a spray. Due to fast gelation, it can be applied until the ambient temperature up to -30C. Weather temperature and humidity ratio during the application doesn't affect the result. It is necessary for surface humidity to be below 5% for a solid application. Polymex - 6011 has Shore D 55 hardness degree which is rapid curing and dry time is less than 30 seconds, elongation being 390% on flexible basis.

Features

- zero emission (100% solid)
- excellent heat resistance
- flexible in low temperature
- high resistance to chemicals
- seamless, jointless, solid surface
- odorless, can be colored, appropriate for hygienic environments
- non-reactive, it doesn't have any side effect after the application
- easy to clean.

Application

Petrol and natural gas piping lines, airports, refinery, fertilizer factories, mining processing plants, food facilities and factories, Shipyards, Marine enterprises, Waste Centers, walkways and balconies, water and waste water treatment plants, industrial production areas, power plants, warehouse floors, cold room facilities, waste disposal facilities, car parking floors, paper and cellulose plants

Technical Specifications

Mixing in volume	A: B (1:1)
Pot life (mixing and application time)	2 - 4 sec
Drying	20 - 30 sec
Repeated flooring time	After 1 min
Polyurea viscosity 65 C - 75C	A: 50 + 10 cps B: 50 + 10 cps
Final product density	1,04 g/ml
Flash point	> 95C
Shore D	45 - 55
Tension	2800 ± 4 00 PSI
Elongation	390 ± 25 %
Rupture	450 ± 50 pli
Service temperature	Between - 30C and 120 C
Water steam permeability	0.00042 perm - inch
Fireproof class	A 2
Resistance to corrosion	<15 mg loss

Application and Warnings

Generally, flooring performance and surface adhesion is directly proportional to the preparation of surface. It is necessary for the surfaces on which it is to be applied to be free from dust, oil, rust, corrosion and other dirt. The most important reason for the problems in surface flooring is related to non-preparation of surface. Surface preparation may vary depending on applications. So, the primer to be applied on surface may also vary. Primers can be both different both for surfaces and also product. In order to obtain the best result from the application, the recommended products and primers must be used.



6012

POLYME^R

Pure Polyurea



Product Description

It is a 100% solid, solvent-free, aliphatic, dual component, flexible modified Polyurea system which can be applied on metal, concrete, wood and other surfaces as a spray. Due to fast gelation, it can be applied until the ambient temperature up to -30C. Weather temperature and humidity ratio during the application doesn't affect the result. It has Shore D 50 hardness degree, elongation being 425 % on flexible basis. Polyurea sticks on the surface tightly, prevents the contact with outside and water and air permeability, it is resistant to corrosion, vibration and shocks with these features.

Features

- zero emission (100% solid)
- excellent heat resistance
- flexible in low temperature
- high resistance to chemicals
- seamless, jointless, solid surface
- odorless, can be colored, appropriate for hygienic environments
- non-reactive, it doesn't have any side effect after the application
- easy to clean.

Areas of Application

Petrol and natural gas piping lines, airports, refinery, fertilizer factories, mining processing plants, food facilities and factories, Shipyards, Marine enterprises, Waste Centers, walkways and balconies, water and waste water treatment plants, industrial production areas, power plants, warehouse floors, cold room facilities, waste disposal facilities, car parking floors, paper and cellulose plants

Consumption

Mixing in volume	A:B (1:1)
Pot life (mixing and application time)	20-30 sec
Drying	20-30 sec
Repeated flooring time	After 1 min
Polyurea viscosity 65 C - 75C	A: 50 +10 cps B: 50 +10 cps
Final product density	1,04 g/ml
Flash point	> 192 C
Shore D	45 - 55
Tension	2800 ± 400 PSI
Elongation	405%
Rupture	450 ± 50 pli
Service temperature	Between - 30C and 120 C
Water steam permeability	0.00042 perm - inch
Fireproof class	A 2
Resistance to corrosion	< 15 mg loss

Application and Warnings

Generally, flooring performance and surface adhesion is directly proportional to the preparation of surface. It is necessary for the surfaces on which it is to be applied to be free from dust, oil, rust, corrosion and other dirt. The most important reason for the problems in surface flooring is related to non-preparation of surface. Surface preparation may vary depending on applications. So, the primer to be applied on surface may also vary. Primers can be both different both for surfaces and also product. In order to obtain the best result from the application, the recommended products and primers must be used.




The Swedish chemist Torbern Bergman for the first time in 1770 expressed the difference between "organic" and "inorganic" materials. After this date, the word "organic chemistry" came to the meaning of chemical compounds of living organisms very soon.



6013

POLYME^R

Two - Component Spray Polyurethane Floor Coating



Product Description

It is an isocyanate and synthetic polyol – based, two – component, elastomer floor coating material.

Features

It is resistant to UV lights. It makes insulation in a single piece which excludes the possibility of leakage or any junction point when it is applied. As it is pure Polyurethane, it can regularly be in contact with water. It closes cracks up to 2 mm even in -10°C . It provides permeability against water vapor. Even the material is damaged; the damaged part can be easily repaired within a few moments. As the product has antibacterial feature, there is no bacteria on the product. It has high resistance to acidic and basic solutions (10%), detergents, sea water, oils and lubricants.

Areas of Application

In water insulation of roof, terrace and balconies, concrete screen, and different areas, bath room, swimming pool, kitchen and other similar wet areas (under tiles). In water insulation of water storage and distribution channels. In water insulation and protection of bridge, tunnel and similar concrete structures, top and bottom ceramic tiles insulation, concrete zinc and precast chimney creeks, northern façade of buildings and silo warehouses.

Technical Specifications

Elongation %	900%
Binding agent	Polyurethane resin
Water steam permeability	$25.8 \pm 4.4 \text{ gr/m}^2/\text{day}$
adhesion to concrete surfaces	$2.2 \pm 0.2 \text{ N/mm}^2$
Density	A = 1 gr/ml B = 1.1 gr/ml
Viscosity 25C mPa . s	A = 950 mPas B = 250 mPas
Hardness (Shore A degree)	55 – 65
Flash point	B2
Practical coating capacity	1.5 kg / m^2
Drying (23 C)	Complete drying: 2 hours
Application temperature	$8^{\circ}\text{C} - 35^{\circ}\text{C}$
Traction strength	$7.45 \pm 0.30 \text{ N/mm}^2$ ASTM D 412
Chemical drying	After 7 days
Application equipment	Spraying or airless
Mixing ratio (%)	100/ 100 by weight
Mixing density	About 1.1 gr/ml

Application and Warnings

A component must be mixed well with B component, and brought into a ready position for application, then it must be applied in two layers on average $1.4 - 2.0 \text{ kg/m}^2$ and it must be applied with a proportioner or airless machine until coating the whole surface. A flat surface must be obtained. After 2 hours, one more layer Polymex P 6013 must be applied. If desired, the third layer Polymex P 6013 can be applied. It must not be applied more than 1.5 mm (dry layer) in one layer.



6014

POLYME^R

Spray Polyurethane Liquid Insulation



Product Description

Polyurethane insulation floor coating is a water insulation membrane which is Polyurethane based, two – component, solvent – free, and crack bridging. As it has fast reaction, it is applied with the help of special machines or devices. It is solvent – free.

Features

It is resistant to UV lights. It makes insulation in a single piece which excludes the possibility of leakage or any junction point when it is applied. As it is pure Polyurethane, it can regularly be in contact with water. It closes cracks up to 2 mm even in – 10 °C

Product Features and Advantages

- roof, terrace and terrace gardens
- aircraft hangars
- tunnels
- storage tanks
- underground water tanks
- insulation and coating of car parks
- decorative pools
- channels
- warehouses.

Product Features and Advantages

It has high mechanical resistances. It is fast to apply and it cures quickly. It provides monolithic application, there is no joint, mounting etc. It provides 100% adherence on surface. The risk of swelling is low due to steam permeability. It has the feature of crack bridging.

Technical Specifications

Material structure	Polyurethane resin
Polyurethane Insulation Component A	Polyurethane
Polyurethane Insulation Component B	Hardener
Polyurethane Insulation Color	Grey – white – blue
Mixing ratio	100/ 73 (by weight)
Density	
Component A	1.05 g/m ³
Component B	1.10 g/m ³
Viscosity	
Component A	1800 mPas
Component B	2300 mPas
Shore A hardness (28 days)	80
Traction strength (DIN 53504)	8 N/mm ²
Rupture strength (DIN 53504)	16N/mm ²
Elongation at break	400%
Gel time (mixing by hand)	18 seconds
Temperature of surface	+10C +30C
Service temperature	-40C +120C (short time +250C)

Application

The preparation of floor and the use of proper primer are very important in the application of P – 6014 polyurethane insulation floor coating. The surface on which the application is to be implemented must be cleaned from oil, dirt and free particles that will affect the adherence.

The application must be implemented within flooring time on the primer surface protected in an appropriate manner. While implementing the application of P – 6014 polyurethane insulation floor coating, attention must be paid to the fact that the dew point of surface temperature is above 3C.




Not only the temperature but also the pressure is important for the gradual melting. That's why the mountains in the mountains are slipping.

With pressure, the lower layer melts and slips occur.



Sprey Poliüretan Köpük



Ürün Tanımı

Polymex sprej yalıtım uygulamalarında kullanılan, katalizör, şişirici ajan ve diğer katkı kimyasalları içeren bir poliöl karışımıdır. Şişirici ajan olarak HCFC içermez ve DIN 4102 standardına göre B1-B2 yanmazlık sınıfındadır.

Özellikler

UV ışınlarına dayanıklıdır. Uygulandığında, herhangi bir birleşme noktasına veya sızıntı ihtimaline yer vermeyen tek parça halinde bir izolasyon oluşturur. Saf bir poliüretan olduğundan su ile sürekli temas edebilir. 10 °C' de bile 2 mm' ye kadar olan kalınlıktaki çatlakları kapatır.

Sistem Özellikleri

Poliöl : Poliöl karışımı ve katkı kimyasalları (katalizör, şişirici ajan, vb.)
İzosiyanat : difenilmetan diizosiyanat

Sistem Verileri	Birim	Poliöl	İzosiyanat	Standart
Yoğunluk / 21 °C	g/cm ³	1,115	1,23	DIN 51757
Viskozite / 21 °C	mPa·s	300	210	ASTM D4878-98
NCO	%	-	30,8	ASTM 5155-01
OH	mg KOH/g	410	-	ASTM D 4274-99

Depolama 6 aydır.

Ürün Özellik ve Avantajları

Yüksek mekanik dayanımlara sahiptir. Uygulaması hızlıdır ve çabuk kürlenir. Monolitik uygulama sağlar, derz ,bindirme v.s yoktur. Zemine % 100 aderans sağlar. Buhar geçirgenliği sayesinde kabarma riski azdır. Çatlak örtme yeteneğine sahiptir.

Teknik Özellikler

Polymex	Karışım Oranı	ml
Kremleşme zamanı	sn	2-3
Jelleşme zamanı	sn	6-8
Serbest yoğunluk	kg/m ³	28-32
Bitmiş Yoğunluk (3cm)	kg/m ³	36-40
Isı İletkenlik Katsayısı (l)	W/mK	0.019-0.022

Polymex Makine Prosesi

Birim	Değer
Poliöl Sistem Sıcaklığı	°C 20-22
İzosiyanat Sistem Sıcaklığı	°C 20-22
Hortum Sıcaklığı	°C 35-50

Not:

1. Polymex poliüretan sistemler neme karşı duyarlı oldukları için kapalı kaplarda muhafaza edilmelidir. Poliöl sistem kullanılmadan önce karıştırılmalıdır.
2. İzosiyanat solunum organlarını, gözleri ve deriyi tahriş edicidir. Solunduğunda ve deri ile temas ettiğinde alerjik etki yapabilir.
3. Atıklar malzeme bilgi formunda yer alan yöntemler ve çevre mevzuatlarına uygun olarak bertaraf edilmelidir. Polymex Poliüretan Sprey Sistemimiz



“We stop decay with the chemistry and prevent aging, it makes us innovator”.

Series 7000 Marine Products

POLYME^RX

We are innovator,..



Marine Insulation Product



Product Description

It is dual-component, polyurethane based marine isolation product.

Areas of Application

It is used in water isolation of all kinds of yachts, boats and watercrafts, industrial areas, floor coverings against the corrosion and oxidation, storage of petroleum products and in acidic environments and acid basins. Thanks to water and moisture impermeability it is applied before laying ceramic tiles or between joints with any concrete, gas concrete, plaster, exterior, in roofs covered with wood, terrace, swimming pool and water tanks canal and flumes, in repair of chimneys and chimney bases with rain gutters. Safely applied against water and humidity.

Product Features and Advantages

Protects against the corrosion, resistant to alkalis, acids and bases. It is not affected by fungi and bacteria. It provides safe application due to its solvent free formation. Since it is not affected by UV rays, it is also resistant to the sun rays. Thanks to its high adherence according to the applied surface it is resistant to aging. It is also resistant to water, acid water and salt solutions, grease and oil, besides it is impermeable to them.

Surface Preparation

Wooden surface should be dry and clean and free from other foreign substances. Before sandpaper, dust, oil, grease, paint and other residues should be removed with the help of spiral. Damp or humid part should be thoroughly dried with torch. It should be close to zero humidity. Fillings between degreasing joints should be cleaned without damaging caulk, greasy parts should be cleaned with cellulosic and polyurethane thinners. Special care must be taken that there is no other substance in the applied surface. Rusty and old applied other substances in sheet surfaces should be cleaned with spiral, and it should reveal bare metal. After the surface to be applied is cleaned with cellulosic and polyurethane thinner, the application can begin.

Technical Specifications

Renk	Zemin rengi, isteğe göre renklendirilir.
Parlaklık	Parlak veya mat
Bağlayıcı Madde	Poliüretan
Yoğunluk	A: 1,2 gr/ml B: 1,2 gr/ml
Karışım Oranı	A/B: 5/1
Uygulama Süresi	-2/25 °C, 30 Dakika
Kuruma Süresi	8 saat (tam kuruma: 24 saat)
Eğilme Mukavemeti	30 kg/cm ²
UV	Dayanıklidir.

Application

It is brought to ready to use condition by mixing 2-3 minutes with a clean stick or electrical mixer by being 5 parts of main material and 1 part hardener. Application: It can be applied with brush, roller or airless spray method according to choice. Application should be finished within 30 minutes in hot atmosphere (in summer) above 25 °C, and 30 – 45 minutes in cold atmosphere (in winter). According to the condition of surface, if needed, 5-10% undercoat layer can be applied by using cellulosic or polyurethane thinner. If it is used in wall or water tanks then it is applied on plaster by removing substances close to removing existing paint current paint. After 48 hours (maximum within 7 days) it should be sanded and then paint and plaster application can be carried out. Applied surface should not be made wet for at least 4 hours, nobody must walk on it and must be protected.

Packing

Tins of 5, 10 and 30 kgs. In barrels and the desired weight.



7004

POLYME^R

Polyurethane Boat Paste



Product Description

It is dual component, solvent free, polyurethane resin based boat paste. It can be applied in high thickness without sagging on vertical surfaces. It has high filling capacity. After curing it is very good in the sanding. It is used both under the water and on the water. It has no volumetric shrinkage.

Areas of Application

It is used in ship industry, in fisherman wood, polyester and hair boats with the purpose of surface filling and shaping.

Surface Preparation

Applied surface should be free from grease and dust. If there is any floppy part on the surface that will weaken the adhesion of paste, then they should be scraped or epoxy undercoat should be applied for improving adhesion of the paste. If the application will be made on GRP, then sanding should be carried out with 120 - 180 s sandpaper.

Making the Mixture

Component B is added into the component A until getting homogeneous color by paying special attention to mixing ratios and the mixture is done with the help of spatula and trowel and is brought into the condition ready for use.

Recommendations on application

- Avoid the application in very humid environments with the temperature under -10 °C
- Attention must be paid on the mixing ratio
- It can be applied in case of cross plies in order to build forms in the body.

Technical Specifications

Renk	Beyaz, bej, gri
Parlaklık	Yarı mat
Katı Madde	% 100±1
Yoğunluk	1,35±0,05 gr/ml
Teorik kaplama Alanı	0,2 m ² /l/5000 mikron
Pratik Kaplama Alanı	0,2 m ² /l/5000 mikron
Pot Life (25 oC)	30-45 dakika
Önerilen Yaş Film Kalınlığı	Tek katta azami (5000 Mikron)
Önerilen Kuru Film Kalınlığı	Tek katta azami (5000 Mikron)
Katlar arası bekleme süresi (25 °C)	24 saat
Toz Tutma	5-9 saat
Tam Kuruma	24 saat
Kimyasal Kuruma	7 gün
Zımpara Süresi	30 saat / 15°C, 24 saat / 25°C, 18 saat / 35°C

Storage and Shelf Life

Mix until getting homogeneous substance before using. Make application between +8 °C and +35 °C. Protect the product from heat, freezing and humidity.

Storage and Shelf Life

12 months in unopened original packing in dry closed areas without humidity

Equipment Cleaning

Polyurethane Thinner, toluene, cellulosic thinner



Our Products

900 Series
Polyurethane and Epoxy

P-886	LAMINATED solvent-free epoxy primer
P-987	Solvent recycled primer
P-988	Water-based epoxy primer
P-989	Solvent free floor and insulation primer
P-990	Epoxy zinc phosphate primer
P-991	Solvent primer
P-992	Silane primer
P-993	Acrylic primer
P-994	Concrete finish
P-995	Polyurea floor insulation primer
P-996	Polyurethane primer
P-997	Epoxy primer
P-998	Concrete primer
P-999	PRC epoxy floor primer

1000 Series
Water insulation

P-1000	Water insulation material
P-1005	SER water insulation
P-1006	Single component water insulation product
P-1007	Transparent water insulation
P-1008	CAP waterproofing insulation product
P-1009	Alkyd acid coating product
P-1010	Polyurethane Water Insulation membrane
P-1011	Water Insulation membrane
P-1012	Polyurethane Water Insulation Motherboard Flexible
P-1013	Moisture barrier
P-1014	Transparent one component insulation product
P-1015	Waste water insulation material
P-1016	Acrylic resin based UV resistant water insulation product
P-1017	Water insulation membrane
P-1020	Natural stone insulation material
P-1021	Polyurethane water insulation material
P-1022	Antibacterial water insulation material
P-1023	Two-component moisture barrier
P-1024	Bitumen modified 2K Polyurethane liquid insulation membrane

2000 Series Fireproof Paints

P-2001	UV fireproof paint
P-2008	Heat resistant UV fireproof paint
P-2013	Thermocools heat insulation cover

2000 Series
UV-Resistant Paints

P-1002	UV resistant topcoat paint
P-2002	Bath paint
P-2003	Spray polyurethane foam waterproofing paint
P-2004	Single component road marking paint
P-2005	Non-metallic topcoat paint
P-2006	PU aliphatic topcoat paint
P-2007	Insulation paint for pools
P-2009	Tennis court paint
P-2010	Acrylic based bordure paint
P-2011	Chlorinated rubber based bordure paint
P-2012	Double component road marking paint
P-2014	Epoxy Iron and Metal Paint
P-2015	Epoxy Iron and Metal Paint

3000 Series Electrical insulating
Casting Resin

P-3001	Protolin
P-3002	Polyurethane Protolin
P-3003	Polyurethane Electrical Insulation casting resin
P-3013	Transparent Protolin
P-3017	Prosyll Polyurethane Electrical Casting Resin
P-3020	Thixotropic Electrical Casting Resin
P-3022	Decorative Concrete Mold Resin

3000 series Polyurethane and
Epoxy Adhesives

P-3000	Astroturf adhesive
P-3004	Filter adhesive
P-3005	Polyurethane Filter adhesive
P-3006	Filter adhesive
P-3007	Roller adhesive
P-3008	White goods adhesive
P-3009	Panel adhesive
P-3010	Emery adhesive
P-3011	PVC plastisol coating
P-3012	Rubber adhesive
P-3014	Phthalate free plastisol adhesive
P-3015	Parquet adhesive
P-3016	Casting type rubberbinder
P-3018	Rubber adhesive
P-3019	Press type rubber binder
P-3021	PVC adhesive

4000 series
Floor coatings

P-4000	Rubber Pore Filler
P-4001	Non-Slip Floor Coating
P-4002	Polyurethane Sealant
P-4003	PRC Floor Coating
P-4004	Floor Self-Leveling Floor Coating
P-4005	Polyurethane Orange Floor Coating Material
P-4006	Elastomeric Floor Coating
P-4007	Fireproof Polyurethane Coating
P-4008	Polyurethane Transparent Topcoat Coating
P-4010	Polyurethane Elastic Floor Coating
P-4012	Joint 2K Polyurethane Based Joint Filler

5000 Series
Epoxy Floor Coatings

P-5000	Water-Based Epoxy Paint
P-5001	Orange-Looking Grainy Topcoat
P-5002	Epoxy Self-Leveling
P-5003	Epoxy Coat Topcoat Paint
P-5004	Epoxy Self-Leveling Conductive
P-5005	Epoxy Transparent Floor Coating
P-5006	Acid-Resistant Vinyl Ester Floor Coating
P-5007	Epoxy Mortar Coating
P-5010	Epoxy Repair, Installation And Anchoring Mortar
P-5025	Transparent Concrete Coating

6000 Series
Polyurea Coatings

P-6010	Polyurea Primer
P-6011	Polyurea Floor Coating
P-6012	Polyurea Floor Coating
P-6013	Two Component Polyurethane Floor Coating
P-6014	Spray Polyurethane Liquid Insulation Coating

7000 Series Marine Products

P-7001	Sea Glue
P-7002	Marine Insulation Product
P-7003	Antifouling Paint
P-7004	Polyurethane Boat Paste





polymexizolasyon.com

polymex.com.tr

epoksiy.com

SATIŞ OFİSİ

- Alemdağ Caddesi İhlamurkuyu Mah. Hürmet Sok.
No:4 Ümraniye / İSTANBUL
- +90 216 540 67 03 - 04
- +90 216 365 47 15
- uretim@polymex.com.tr - info@polymex.com.tr

FABRİKA ÜRETİM

- Tepeören Köyü Yeni Mutlu Akü Yanı
Boya ve Vernikçiler Sit. No:61 Tuzla / İSTANBUL
- T:+90 216 304 00 55 Fax:+90 216 304 00 36
- uretim@polymex.com.tr - destek@polymex.com.tr

GENEL MÜDÜRLÜK

- Bağlarbaşı Mah. Şahin Sokak No:11/A
Maltepe / İSTANBUL
- +90 216 540 67 03 - 04

